



CITY OF
ORLANDO
ECONOMIC DEVELOPMENT





ECONOMIC DATA

CITY OF ORLANDO

INVEST & GROW



EDUCATION (Bachelor's Degree or Higher)

35%

Orlando MSA - 29.8%



MEDIAN HOUSEHOLD INCOME

\$70,747

Orlando MSA - \$51,077



MEDIAN HOME VALUE

\$269,900

Orlando MSA - \$229,900



MAJOR EMPLOYERS



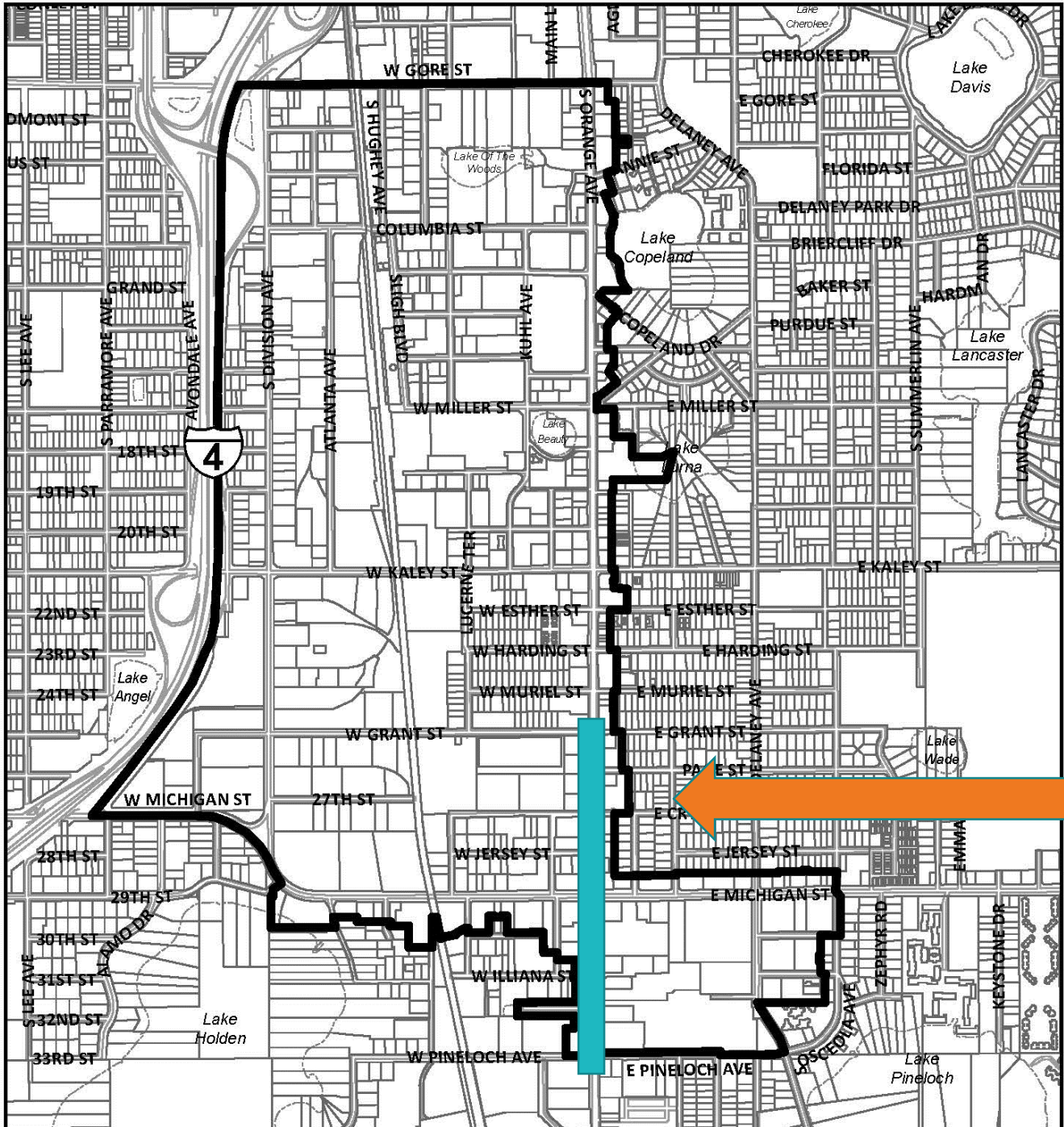
19,032 - Orlando Health
2,825 - Mears Transportation

Orlando MSA

- Walt Disney World Resort - **73,000**
- Universal Orlando Resort (Comcast) - **23,000**
- Adventist Health System/ Florida Hospital - **21,815**
- Lockheed Martin - **9,000**
- Darden Restaurants, Inc. - **5,500**
- Siemens Energy - **4,448**

Funded Investments

- Orange Avenue (Phase 1 - 2019)
- Orange Avenue (Phase 2 - 2021)
- Division Avenue Bike Trail (Planned 2021)
- New Bus Shelters with Art
- Art Installations (The Silos of Orlando)
- Approximately \$15 million over the next 5 years



Orange Avenue Phase 1 (2018)






Pedestrian and Crosswalk Improvements



New Bus Shelter with Art



Art Installations (The Silos of Orlando)

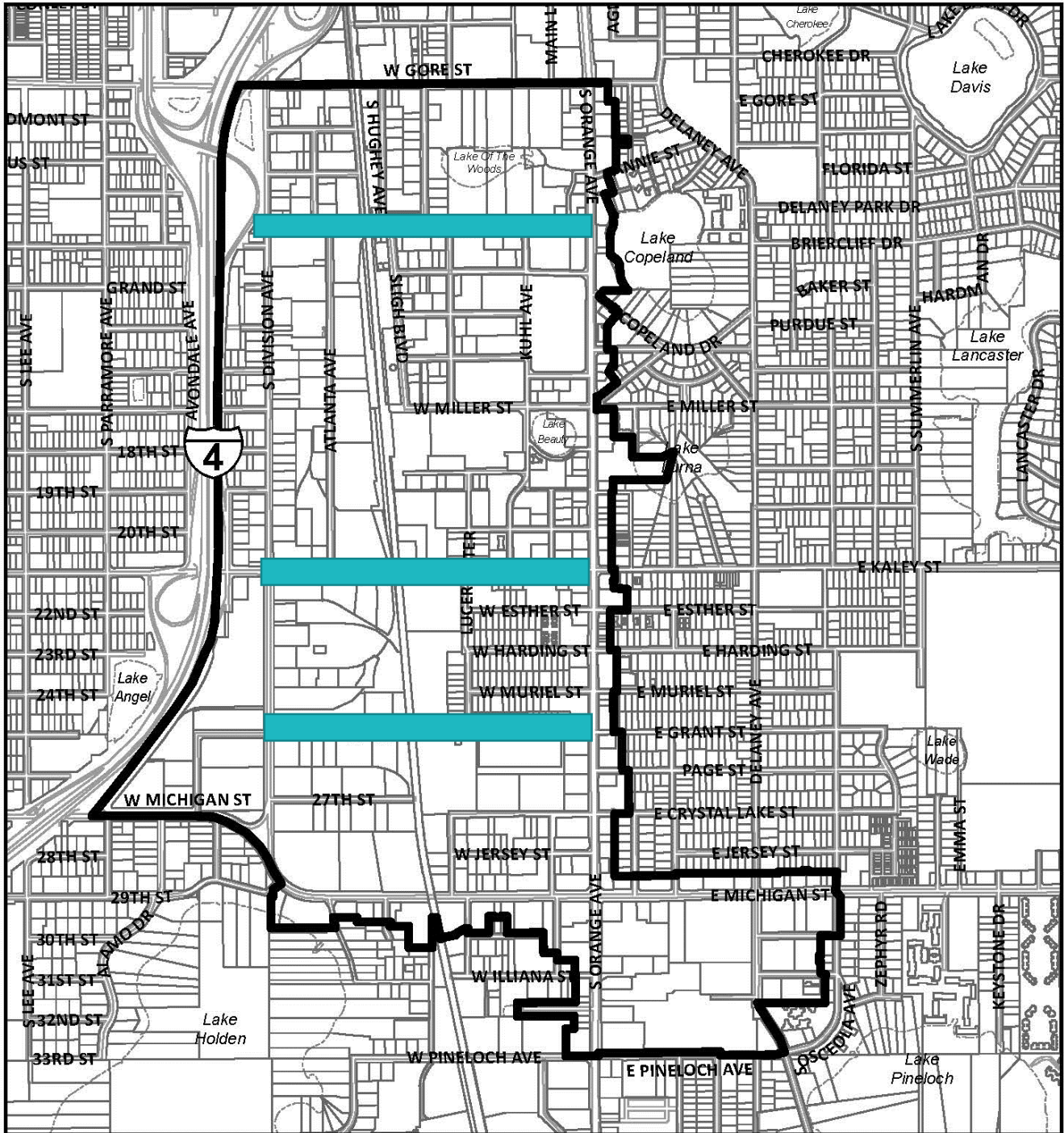


Projects in Design and Development

- **Division Avenue Roundabouts/Gateways**
- **Bike/Pedestrian Improvements on East/West Streets**
- **O-Line Linear Park**

Roundabouts / Intersections





Bike/Pedestrian Improvements on East/West Streets





Questions?

