

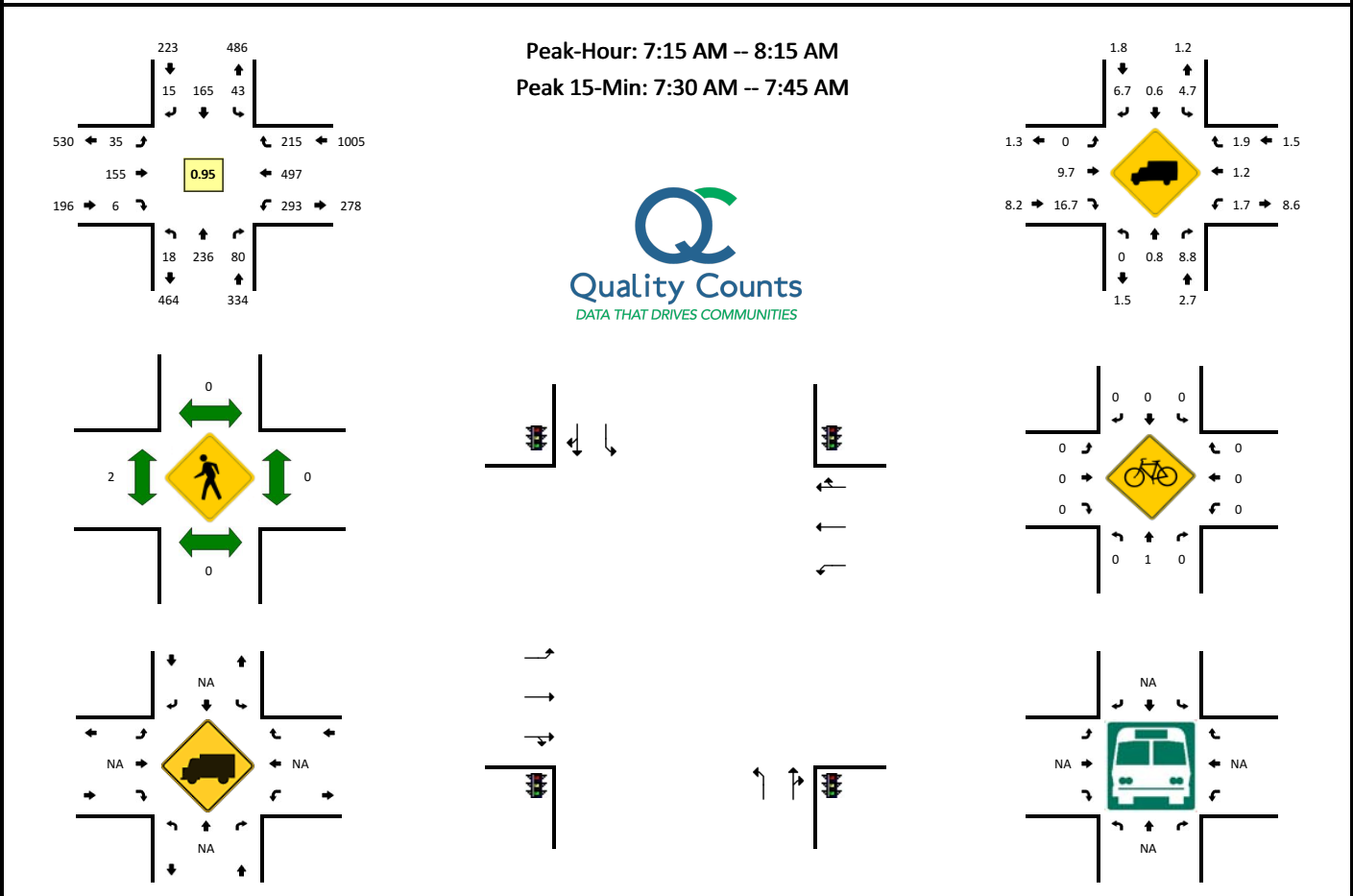


# APPENDIX D

## INTERSECTION MOVEMENT COUNTS

**LOCATION:** 1. Bumby Ave -- Curry Ford Rd  
**CITY/STATE:** Orlando, FL

**QC JOB #:** 14815701  
**DATE:** Thu, Jan 17 2019

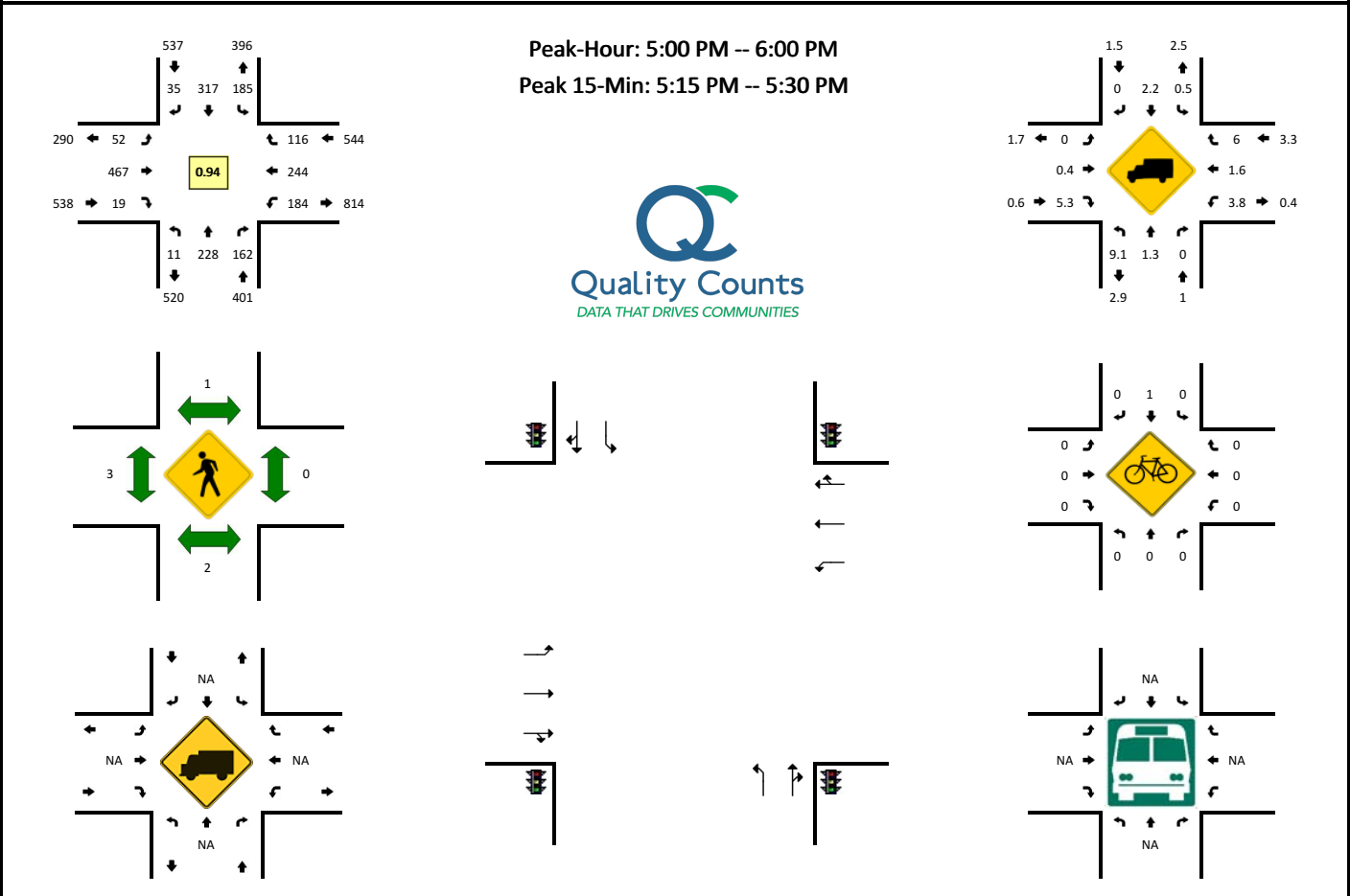


15-Min Count Period Beginning At	1. Bumby Ave (Northbound)				1. Bumby Ave (Southbound)				Curry Ford Rd (Eastbound)				Curry Ford Rd (Westbound)				Total	Hourly Totals
	Left	Thru	Right	U	Left	Thru	Right	U	Left	Thru	Right	U	Left	Thru	Right	U		
7:00 AM	3	30	19	0	14	30	6	0	9	50	1	0	81	118	30	0	391	
7:15 AM	5	61	18	0	5	25	2	0	9	56	1	0	68	112	63	0	425	
7:30 AM	4	71	17	0	9	55	3	0	7	29	3	0	78	135	53	0	464	
7:45 AM	6	54	24	0	12	48	6	0	6	27	0	0	81	129	56	0	449	1729
8:00 AM	3	50	21	0	17	37	4	0	13	43	2	0	66	121	43	0	420	1758
8:15 AM	1	61	23	0	21	46	6	0	8	35	2	0	69	115	34	0	421	1754
8:30 AM	5	63	21	0	13	57	4	0	15	34	0	0	72	123	32	0	439	1729
8:45 AM	1	40	22	0	18	44	5	0	6	36	3	0	63	79	46	0	363	1643
Peak 15-Min Flowrates	Northbound				Southbound				Eastbound				Westbound				Total	
	Left	Thru	Right	U	Left	Thru	Right	U	Left	Thru	Right	U	Left	Thru	Right	U		
All Vehicles	16	284	68	0	36	220	12	0	28	116	12	0	312	540	212	0	1856	
Heavy Trucks	0	0	0	0	4	0	4	0	0	24	4	0	8	4	4	0	52	
Pedestrians		0				0				4				0			4	
Bicycles	0	0	0		0	0	0		0	0	0		0	0	0		0	
Railroad																		
Stopped Buses																		

Comments:

**LOCATION:** 1. Bumby Ave -- Curry Ford Rd  
**CITY/STATE:** Orlando, FL

**QC JOB #:** 14815702  
**DATE:** Thu, Jan 17 2019



15-Min Count Period Beginning At	1. Bumby Ave (Northbound)				1. Bumby Ave (Southbound)				Curry Ford Rd (Eastbound)				Curry Ford Rd (Westbound)				Total	Hourly Totals
	Left	Thru	Right	U	Left	Thru	Right	U	Left	Thru	Right	U	Left	Thru	Right	U		
4:00 PM	3	49	48	0	32	50	10	0	7	98	2	0	34	62	24	0	419	
4:15 PM	2	37	41	0	33	66	5	0	13	87	0	0	50	61	40	0	435	
4:30 PM	3	68	42	0	45	70	11	0	13	115	4	0	37	60	35	0	503	
4:45 PM	2	54	46	0	46	64	5	0	11	122	5	0	41	55	28	0	479	1836
5:00 PM	4	64	44	0	30	57	8	0	14	129	4	0	47	58	30	0	489	1906
5:15 PM	3	64	40	0	61	95	8	0	14	101	7	0	58	58	28	0	537	2008
5:30 PM	2	46	36	0	46	89	7	0	12	144	1	0	39	63	24	0	509	2014
5:45 PM	2	54	42	0	48	76	12	0	12	93	7	0	40	65	34	0	485	2020

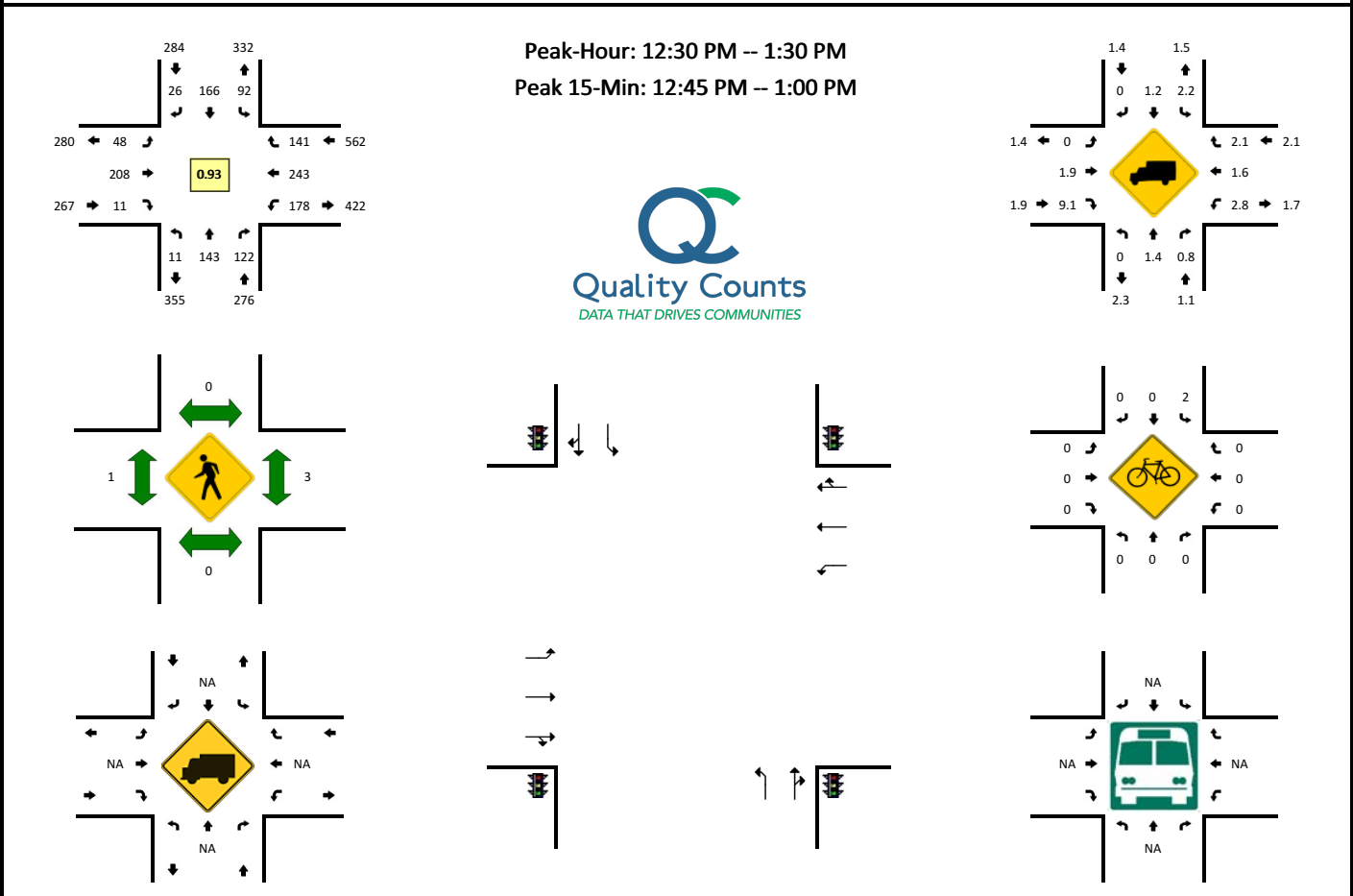
  

Peak 15-Min Flowrates	Northbound				Southbound				Eastbound				Westbound				Total	
	Left	Thru	Right	U	Left	Thru	Right	U	Left	Thru	Right	U	Left	Thru	Right	U		
All Vehicles	12	256	160	0	244	380	32	0	56	404	28	0	232	232	112	0	2148	
Heavy Trucks	0	0	0		0	4	0		0	0	0		12	0	8		24	
Pedestrians		0				0				0				0				0
Bicycles	0	0	0		0	1	0		0	0	0		0	0	0		1	
Railroad																		
Stopped Buses																		

Comments:

**LOCATION:** 1. Bumby Ave -- Curry Ford Rd  
**CITY/STATE:** Orlando, FL

**QC JOB #:** 14815703  
**DATE:** Sat, Jan 12 2019

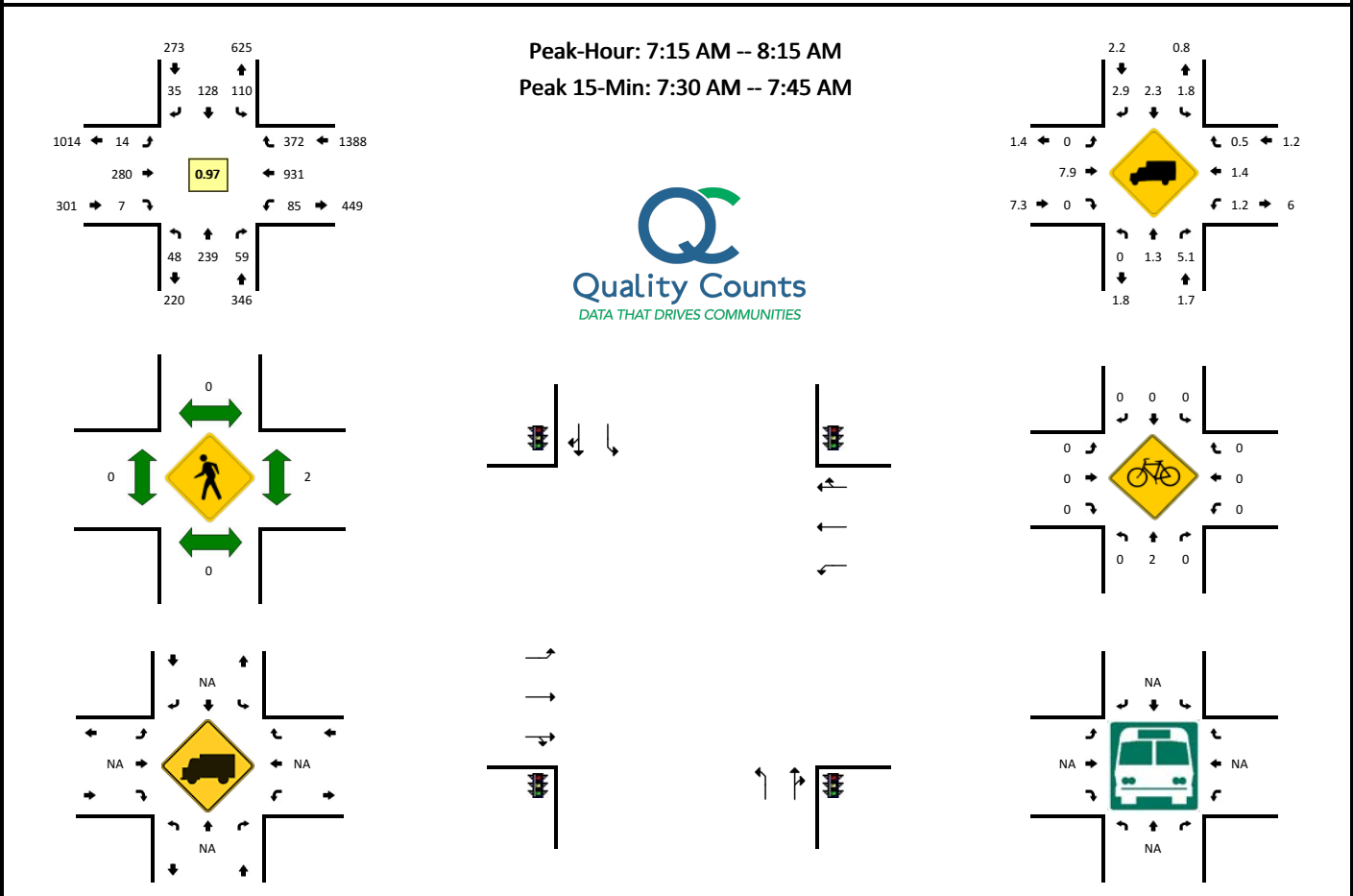


15-Min Count Period Beginning At	1. Bumby Ave (Northbound)				1. Bumby Ave (Southbound)				Curry Ford Rd (Eastbound)				Curry Ford Rd (Westbound)				Total	Hourly Totals
	Left	Thru	Right	U	Left	Thru	Right	U	Left	Thru	Right	U	Left	Thru	Right	U		
12:00 PM	2	48	35	0	20	37	7	0	9	61	0	0	36	60	27	0	342	
12:15 PM	0	28	26	0	29	27	9	0	7	53	7	0	51	48	27	0	312	
12:30 PM	1	35	38	0	30	41	7	0	6	45	2	0	38	65	37	0	345	
12:45 PM	3	33	31	0	21	37	4	0	17	63	5	0	56	59	43	0	372	1371
1:00 PM	6	41	28	0	19	51	9	0	13	47	1	0	34	49	27	2	327	1356
1:15 PM	1	34	25	0	22	37	6	0	12	53	3	0	50	68	34	0	345	1389
1:30 PM	3	30	34	0	28	33	4	0	8	48	3	0	56	48	26	0	321	1365
1:45 PM	2	37	27	0	30	44	4	0	8	51	2	0	46	61	25	0	337	1330
Peak 15-Min Flowrates	Northbound				Southbound				Eastbound				Westbound				Total	
	Left	Thru	Right	U	Left	Thru	Right	U	Left	Thru	Right	U	Left	Thru	Right	U		
All Vehicles	12	132	124	0	84	148	16	0	68	252	20	0	224	236	172	0	1488	
Heavy Trucks	0	4	0		0	0	0		0	4	4		8	12	4		36	
Pedestrians		0				0				0				8			8	
Bicycles	0	0	0		2	0	0		0	0	0		0	0	0		2	
Railroad																		
Stopped Buses																		

Comments:

**LOCATION:** 2. Primrose Dr/Peel Ave -- Curry Ford Rd  
**CITY/STATE:** Orlando, FL

**QC JOB #:** 14815704  
**DATE:** Thu, Jan 17 2019

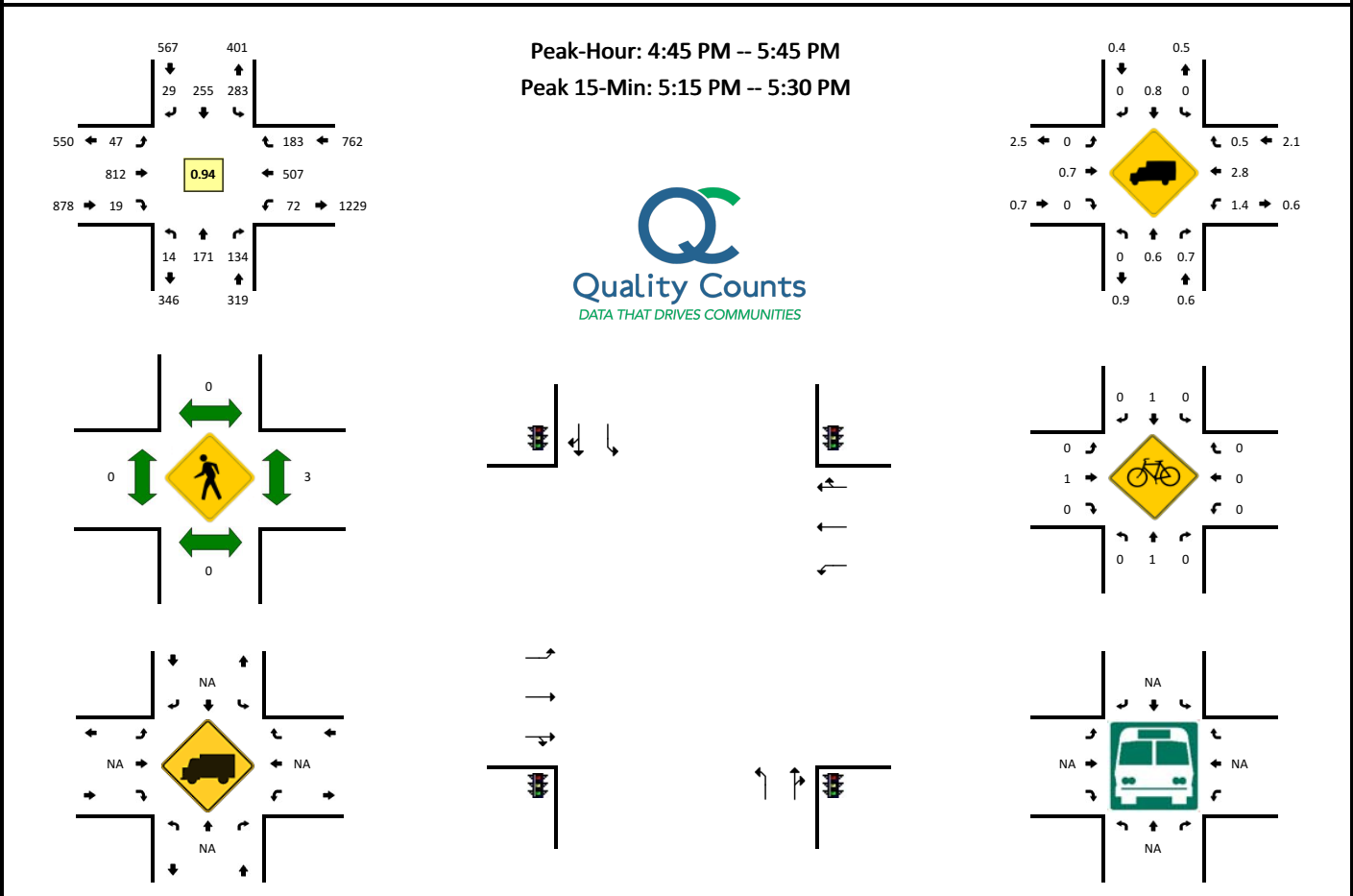


15-Min Count Period Beginning At	2. Primrose Dr/Peel Ave (Northbound)				2. Primrose Dr/Peel Ave (Southbound)				Curry Ford Rd (Eastbound)				Curry Ford Rd (Westbound)				Total	Hourly Totals
	Left	Thru	Right	U	Left	Thru	Right	U	Left	Thru	Right	U	Left	Thru	Right	U		
7:00 AM	6	32	19	0	21	21	8	0	1	89	3	0	21	214	54	0	489	
7:15 AM	9	59	23	0	23	20	8	0	2	83	2	0	18	218	101	0	566	
7:30 AM	13	59	14	0	27	41	7	0	4	52	1	0	22	258	97	1	596	
7:45 AM	13	58	10	0	30	42	10	0	0	68	1	0	19	253	89	0	593	2244
8:00 AM	13	63	12	0	30	25	10	0	8	77	3	0	26	201	85	0	553	2308
8:15 AM	4	68	18	0	24	30	16	0	6	69	2	0	14	204	96	0	551	2293
8:30 AM	6	50	10	0	41	39	15	0	6	70	2	0	15	201	101	0	556	2253
8:45 AM	3	36	19	0	42	26	12	0	3	66	4	0	19	179	63	0	472	2132
Peak 15-Min Flowrates	Northbound				Southbound				Eastbound				Westbound				Total	
	Left	Thru	Right	U	Left	Thru	Right	U	Left	Thru	Right	U	Left	Thru	Right	U		
All Vehicles	52	236	56	0	108	164	28	0	16	208	4	0	88	1036	388	4	2388	
Heavy Trucks	0	4	8		4	0	0		0	28	0		0	8	0		52	
Pedestrians		0				0				0				0			0	
Bicycles	0	0	0		0	0	0		0	0	0		0	0	0		0	
Railroad																		
Stopped Buses																		

Comments:

**LOCATION:** 2. Primrose Dr/Peel Ave -- Curry Ford Rd  
**CITY/STATE:** Orlando, FL

**QC JOB #:** 14815705  
**DATE:** Thu, Jan 17 2019

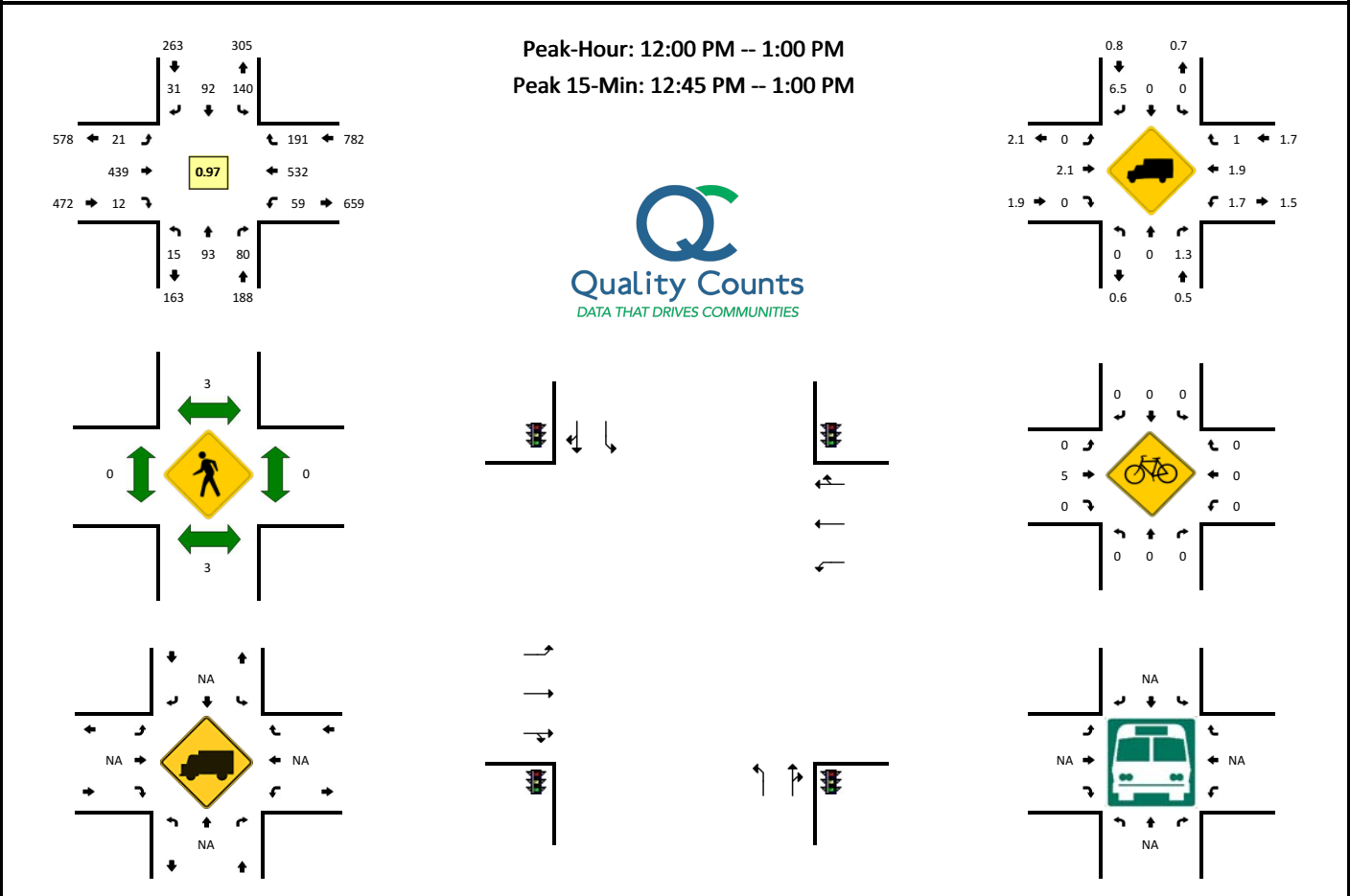


15-Min Count Period Beginning At	2. Primrose Dr/Peel Ave (Northbound)				2. Primrose Dr/Peel Ave (Southbound)				Curry Ford Rd (Eastbound)				Curry Ford Rd (Westbound)				Total	Hourly Totals
	Left	Thru	Right	U	Left	Thru	Right	U	Left	Thru	Right	U	Left	Thru	Right	U		
4:00 PM	4	34	26	0	49	50	7	0	6	172	6	0	11	124	29	0	518	
4:15 PM	6	33	38	0	60	50	6	0	11	162	7	0	19	127	40	0	559	
4:30 PM	10	32	40	0	67	67	4	0	8	184	5	0	19	134	39	0	609	
4:45 PM	3	41	16	0	52	58	6	0	9	209	5	0	18	136	36	0	589	2275
5:00 PM	2	50	43	0	74	67	6	0	17	177	3	0	10	118	45	0	612	2369
5:15 PM	5	42	39	0	83	73	6	0	9	204	7	0	20	128	52	1	669	2479
5:30 PM	4	38	36	0	74	57	11	0	12	222	4	0	24	124	50	0	656	2526
5:45 PM	7	45	23	0	57	54	6	0	9	182	2	0	23	132	43	0	583	2520
Peak 15-Min Flowrates	Northbound				Southbound				Eastbound				Westbound				Total	
	Left	Thru	Right	U	Left	Thru	Right	U	Left	Thru	Right	U	Left	Thru	Right	U		
All Vehicles	20	168	156	0	332	292	24	0	36	816	28	0	80	516	208	4	2680	
Heavy Trucks	0	0	0		0	4	0		0	0	0		0	12	4		20	
Pedestrians		0				0				0				4			4	
Bicycles	0	0	0		0	0	0		0	0	0		0	0	0		0	
Railroad																		
Stopped Buses																		

Comments:

**LOCATION:** 2. Primrose Dr/Peel Ave -- Curry Ford Rd  
**CITY/STATE:** Orlando, FL

**QC JOB #:** 14815706  
**DATE:** Sat, Jan 12 2019

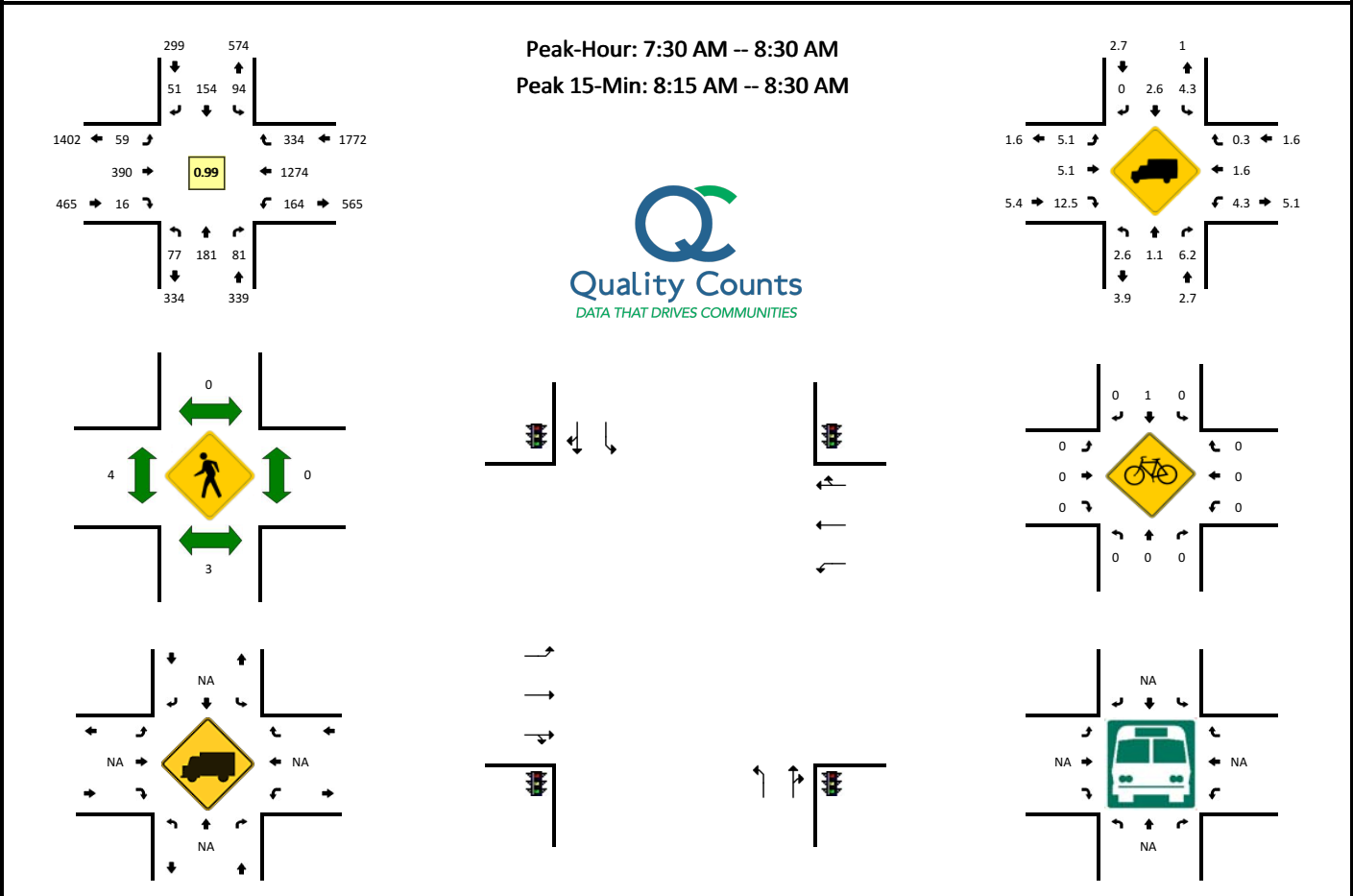


15-Min Count Period Beginning At	2. Primrose Dr/Peel Ave (Northbound)				2. Primrose Dr/Peel Ave (Southbound)				Curry Ford Rd (Eastbound)				Curry Ford Rd (Westbound)				Total	Hourly Totals
	Left	Thru	Right	U	Left	Thru	Right	U	Left	Thru	Right	U	Left	Thru	Right	U		
12:00 PM	5	20	16	0	37	22	7	0	3	115	2	0	19	107	49	1	403	
12:15 PM	0	26	23	0	38	27	5	0	6	109	2	0	12	133	45	0	426	
12:30 PM	5	24	27	0	28	20	8	0	7	103	4	0	14	145	51	0	436	
12:45 PM	5	23	14	0	37	23	11	0	5	111	4	1	14	146	46	0	440	1705
1:00 PM	2	22	16	0	43	30	5	0	8	97	5	0	11	127	34	0	400	1702
1:15 PM	3	21	17	0	41	31	9	0	9	92	2	0	11	128	21	0	385	1661
1:30 PM	5	28	21	0	34	29	7	0	6	104	7	0	24	118	35	0	418	1643
1:45 PM	4	18	19	0	34	29	12	0	3	94	6	0	18	132	36	0	405	1608
Peak 15-Min Flowrates	Northbound				Southbound				Eastbound				Westbound				Total	
	Left	Thru	Right	U	Left	Thru	Right	U	Left	Thru	Right	U	Left	Thru	Right	U		
All Vehicles	20	92	56	0	148	92	44	0	20	448	16	4	56	584	184	0	1764	
Heavy Trucks	0	0	0	0	0	0	4	0	0	4	0	0	4	20	4	0	36	
Pedestrians		0				12				0				0			12	
Bicycles	0	0	0		0	0	0		0	0	0		0	0	0		0	
Railroad																		
Stopped Buses																		

Comments:

**LOCATION:** 3. Crystal Lake Dr -- Curry Ford Rd  
**CITY/STATE:** Orlando, FL

**QC JOB #:** 14815707  
**DATE:** Thu, Jan 17 2019



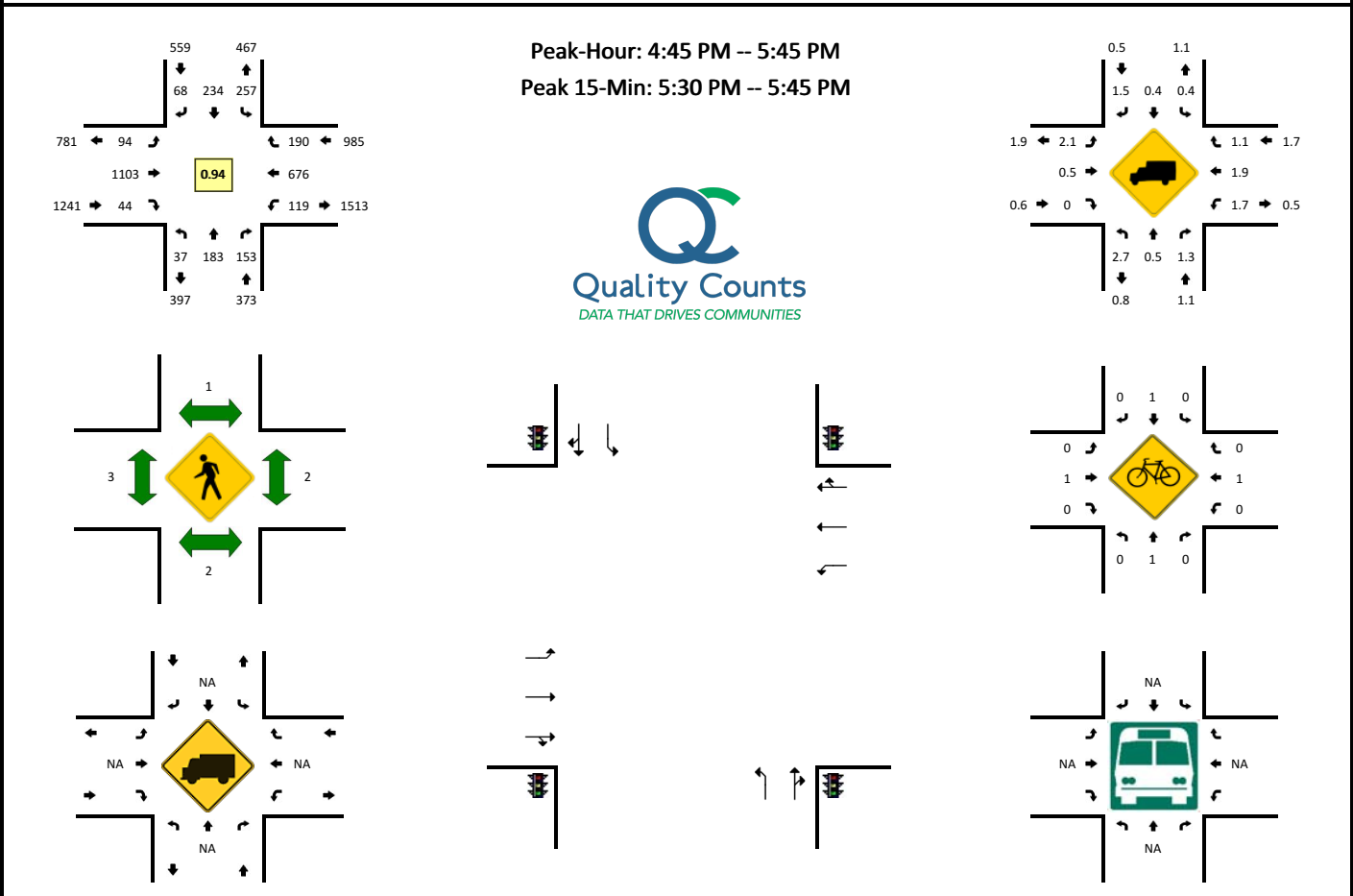
15-Min Count Period Beginning At	3. Crystal Lake Dr (Northbound)				3. Crystal Lake Dr (Southbound)				Curry Ford Rd (Eastbound)				Curry Ford Rd (Westbound)				Total	Hourly Totals
	Left	Thru	Right	U	Left	Thru	Right	U	Left	Thru	Right	U	Left	Thru	Right	U		
7:00 AM	11	29	8	0	20	16	19	0	14	115	1	0	32	290	65	0	620	
7:15 AM	21	42	22	0	22	35	13	0	11	115	3	0	37	309	91	0	721	
7:30 AM	12	39	19	0	19	36	14	0	14	82	3	0	44	346	91	0	719	
7:45 AM	21	39	25	0	22	41	18	0	9	99	1	0	39	327	83	0	724	2784
8:00 AM	23	50	21	0	26	47	9	0	14	111	7	0	37	283	79	0	707	2871
8:15 AM	21	53	16	0	27	30	10	0	22	98	5	0	44	318	81	0	725	2875
8:30 AM	8	45	26	0	25	43	18	0	19	117	5	0	36	292	67	0	701	2857
8:45 AM	13	34	29	0	33	37	17	0	20	114	5	0	36	245	72	0	655	2788
Peak 15-Min Flowrates	Northbound				Southbound				Eastbound				Westbound				Total	
	Left	Thru	Right	U	Left	Thru	Right	U	Left	Thru	Right	U	Left	Thru	Right	U		
All Vehicles	84	212	64	0	108	120	40	0	88	392	20	0	176	1272	324	0	2900	
Heavy Trucks	4	4	4		4	0	0		4	4	4		4	44	0		76	
Pedestrians		4				0				8				0			12	
Bicycles	0	0	0		0	1	0		0	0	0		0	0	0		1	
Railroad																		
Stopped Buses																		

Comments:



**LOCATION:** 3. Crystal Lake Dr -- Curry Ford Rd  
**CITY/STATE:** Orlando, FL

**QC JOB #:** 14815708  
**DATE:** Thu, Jan 17 2019

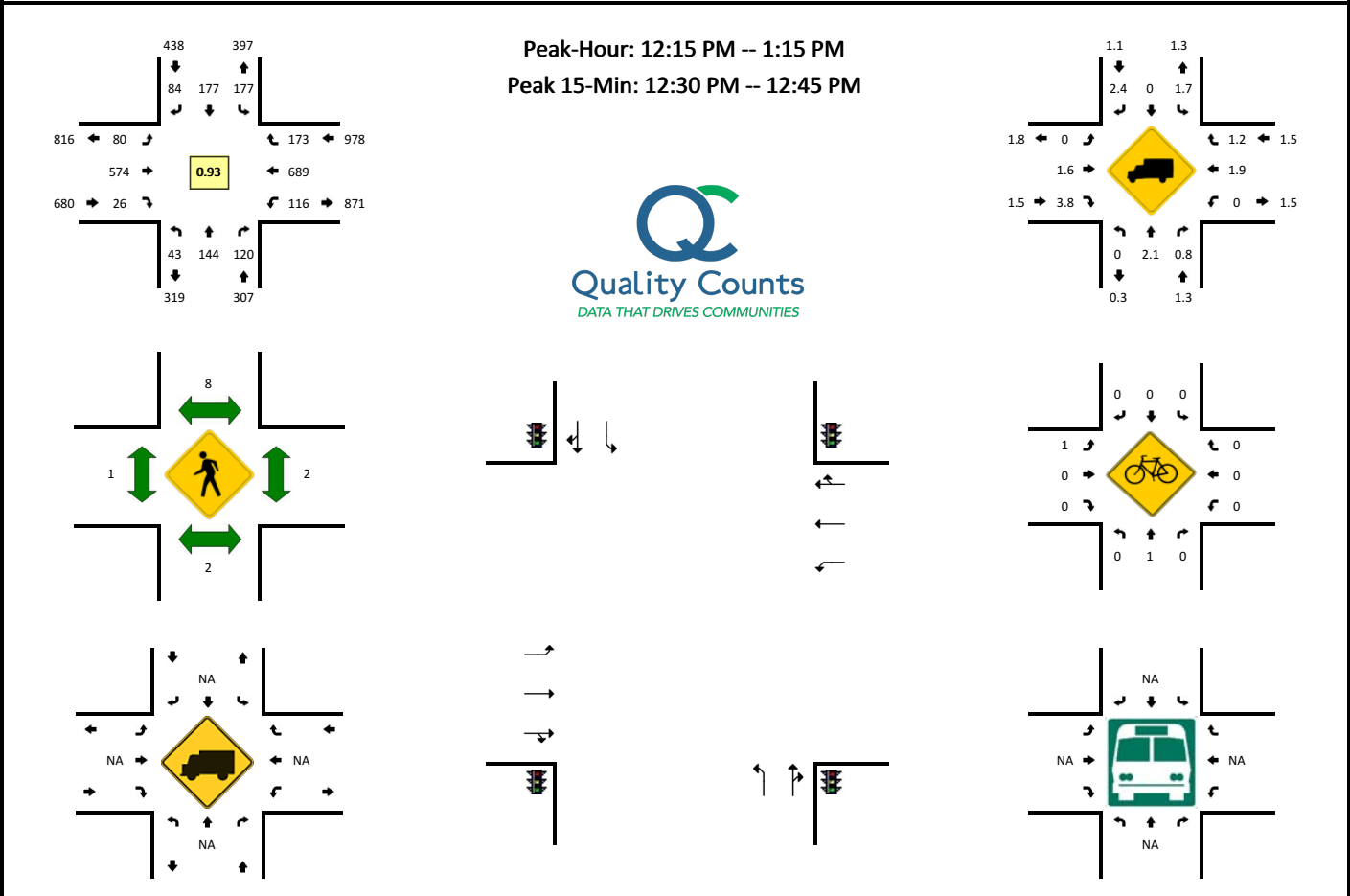


15-Min Count Period Beginning At	3. Crystal Lake Dr (Northbound)				3. Crystal Lake Dr (Southbound)				Curry Ford Rd (Eastbound)				Curry Ford Rd (Westbound)				Total	Hourly Totals
	Left	Thru	Right	U	Left	Thru	Right	U	Left	Thru	Right	U	Left	Thru	Right	U		
4:00 PM	12	48	42	0	57	66	16	0	26	231	10	0	32	158	45	0	743	
4:15 PM	10	61	36	0	61	50	16	0	28	249	4	0	26	166	39	0	746	
4:30 PM	16	40	30	0	72	65	22	0	24	257	6	0	32	161	40	0	765	
4:45 PM	9	41	34	0	59	46	24	0	25	277	13	0	42	162	50	1	783	3037
5:00 PM	4	56	36	0	75	69	11	0	15	233	8	0	27	166	33	0	733	3027
5:15 PM	8	44	43	0	62	58	17	0	25	295	9	0	21	177	47	0	806	3087
5:30 PM	16	42	40	0	61	61	16	0	29	298	14	0	29	170	60	0	836	3158
5:45 PM	11	48	36	0	69	65	19	0	19	233	5	0	29	154	46	0	734	3109
Peak 15-Min Flowrates	Northbound				Southbound				Eastbound				Westbound				Total	
	Left	Thru	Right	U	Left	Thru	Right	U	Left	Thru	Right	U	Left	Thru	Right	U		
All Vehicles	64	168	160	0	244	244	64	0	116	1192	56	0	116	680	240	0	3344	
Heavy Trucks	0	4	4		0	0	4		8	0	0		0	12	4		36	
Pedestrians		0				0				0				0			0	
Bicycles	0	0	0		0	0	0		0	0	0		0	0	0		0	
Railroad																		
Stopped Buses																		

Comments:

**LOCATION:** 3. Crystal Lake Dr -- Curry Ford Rd  
**CITY/STATE:** Orlando, FL

**QC JOB #:** 14815709  
**DATE:** Sat, Jan 12 2019

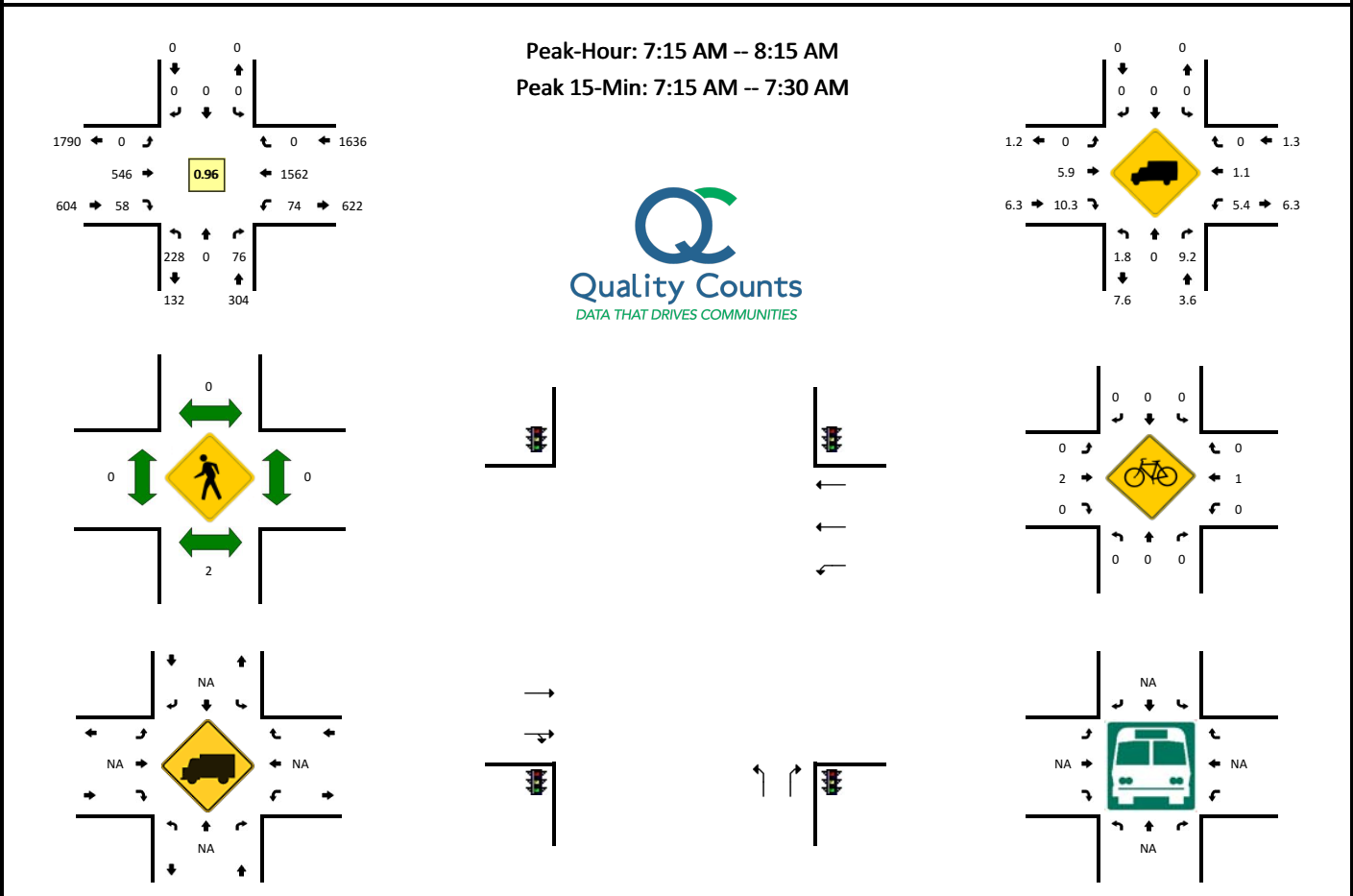


15-Min Count Period Beginning At	3. Crystal Lake Dr (Northbound)				3. Crystal Lake Dr (Southbound)				Curry Ford Rd (Eastbound)				Curry Ford Rd (Westbound)				Total	Hourly Totals
	Left	Thru	Right	U	Left	Thru	Right	U	Left	Thru	Right	U	Left	Thru	Right	U		
12:00 PM	9	20	34	0	39	30	10	0	25	152	4	0	35	168	44	0	570	
12:15 PM	14	36	44	0	51	50	24	0	19	132	3	0	34	161	42	0	610	
12:30 PM	17	44	26	0	42	40	18	0	18	148	10	0	32	197	52	0	644	
12:45 PM	6	35	25	0	44	48	21	0	25	133	4	0	20	171	45	0	577	2401
1:00 PM	6	29	25	0	40	39	21	0	18	161	9	0	30	160	34	0	572	2403
1:15 PM	15	51	26	0	64	44	21	0	19	126	4	0	26	132	35	1	564	2357
1:30 PM	7	30	36	0	50	36	15	0	17	163	8	0	41	163	56	0	622	2335
1:45 PM	5	33	45	0	48	45	24	0	17	140	4	0	31	161	56	0	609	2367
Peak 15-Min Flowrates	Northbound				Southbound				Eastbound				Westbound				Total	
	Left	Thru	Right	U	Left	Thru	Right	U	Left	Thru	Right	U	Left	Thru	Right	U		
All Vehicles	68	176	104	0	168	160	72	0	72	592	40	0	128	788	208	0	2576	
Heavy Trucks	0	4	0	0	4	0	0	0	0	4	0	0	0	8	4	0	24	
Pedestrians		4				16				0				4			24	
Bicycles	0	1	0		0	0	0		0	0	0		0	0	0		1	
Railroad																		
Stopped Buses																		

Comments:

**LOCATION:** 4. Conway Gardens Rd -- Curry Ford Rd  
**CITY/STATE:** Orlando, FL

**QC JOB #:** 14815710  
**DATE:** Thu, Jan 17 2019

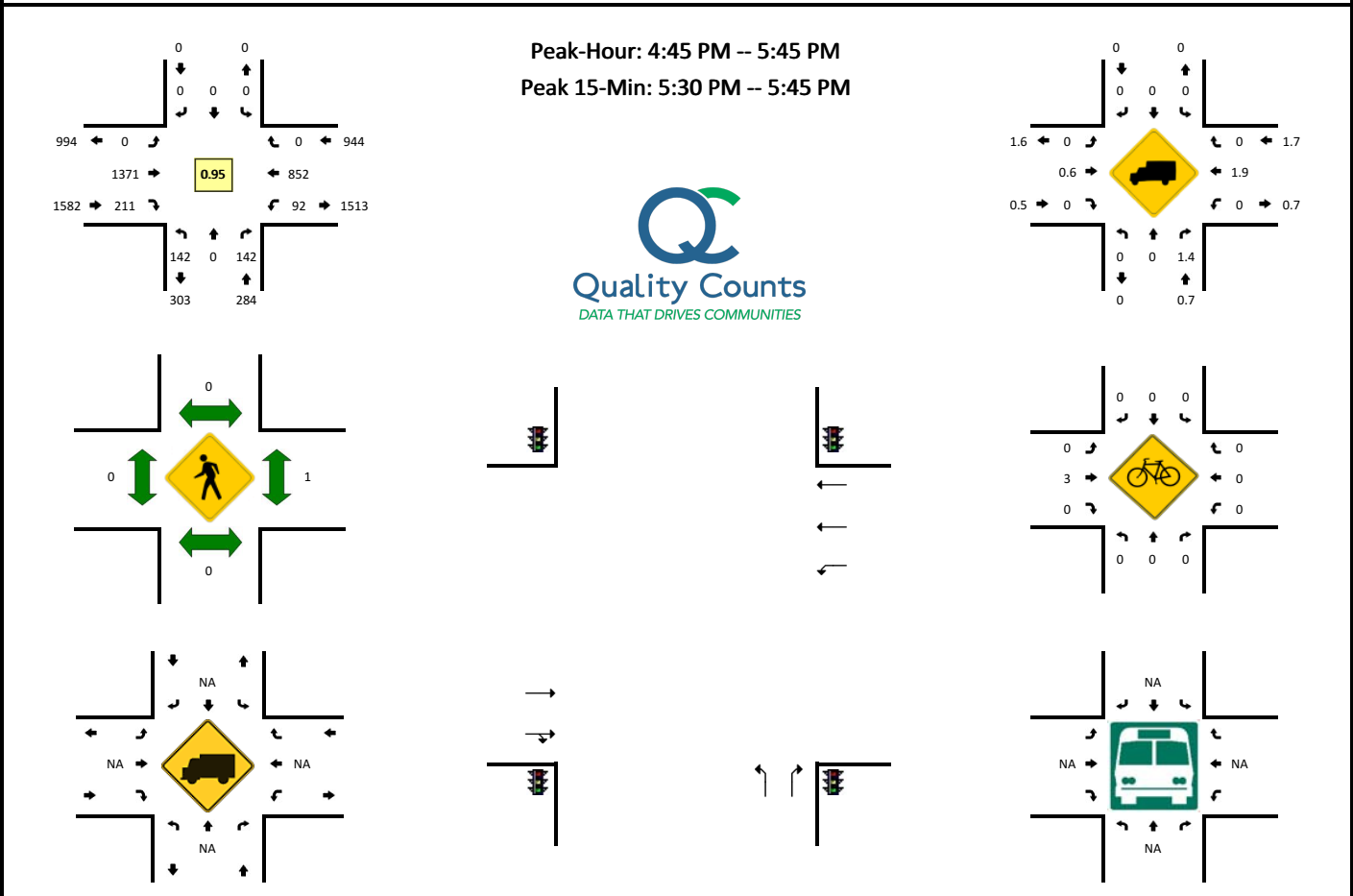


15-Min Count Period Beginning At	4. Conway Gardens Rd (Northbound)				4. Conway Gardens Rd (Southbound)				Curry Ford Rd (Eastbound)				Curry Ford Rd (Westbound)				Total	Hourly Totals
	Left	Thru	Right	U	Left	Thru	Right	U	Left	Thru	Right	U	Left	Thru	Right	U		
7:00 AM	40	0	14	0	0	0	0	0	0	130	14	0	13	370	0	0	581	
7:15 AM	51	0	26	0	0	0	0	0	0	154	13	0	26	390	0	0	660	
7:30 AM	58	0	17	0	0	0	0	0	0	113	12	0	14	432	0	0	646	
7:45 AM	63	0	17	0	0	0	0	0	0	134	13	0	13	379	0	0	619	2506
8:00 AM	56	0	16	0	0	0	0	0	0	145	20	0	21	361	0	0	619	2544
8:15 AM	65	0	19	0	0	0	0	0	0	129	21	0	22	367	0	0	623	2507
8:30 AM	55	0	30	0	0	0	0	0	0	154	18	0	16	338	0	0	611	2472
8:45 AM	41	0	28	0	0	0	0	0	0	167	16	0	17	320	0	0	589	2442
Peak 15-Min Flowrates	Northbound				Southbound				Eastbound				Westbound				Total	
	Left	Thru	Right	U	Left	Thru	Right	U	Left	Thru	Right	U	Left	Thru	Right	U		
All Vehicles	204	0	104	0	0	0	0	0	0	616	52	0	104	1560	0	0	2640	
Heavy Trucks	8	0	12	0	0	0	0	0	0	20	12	0	4	4	0	0	60	
Pedestrians		0				0				0				0			0	
Bicycles	0	0	0		0	0	0		0	1	0		0	0	0		1	
Railroad																		
Stopped Buses																		

Comments:

**LOCATION:** 4. Conway Gardens Rd -- Curry Ford Rd  
**CITY/STATE:** Orlando, FL

**QC JOB #:** 14815711  
**DATE:** Thu, Jan 17 2019

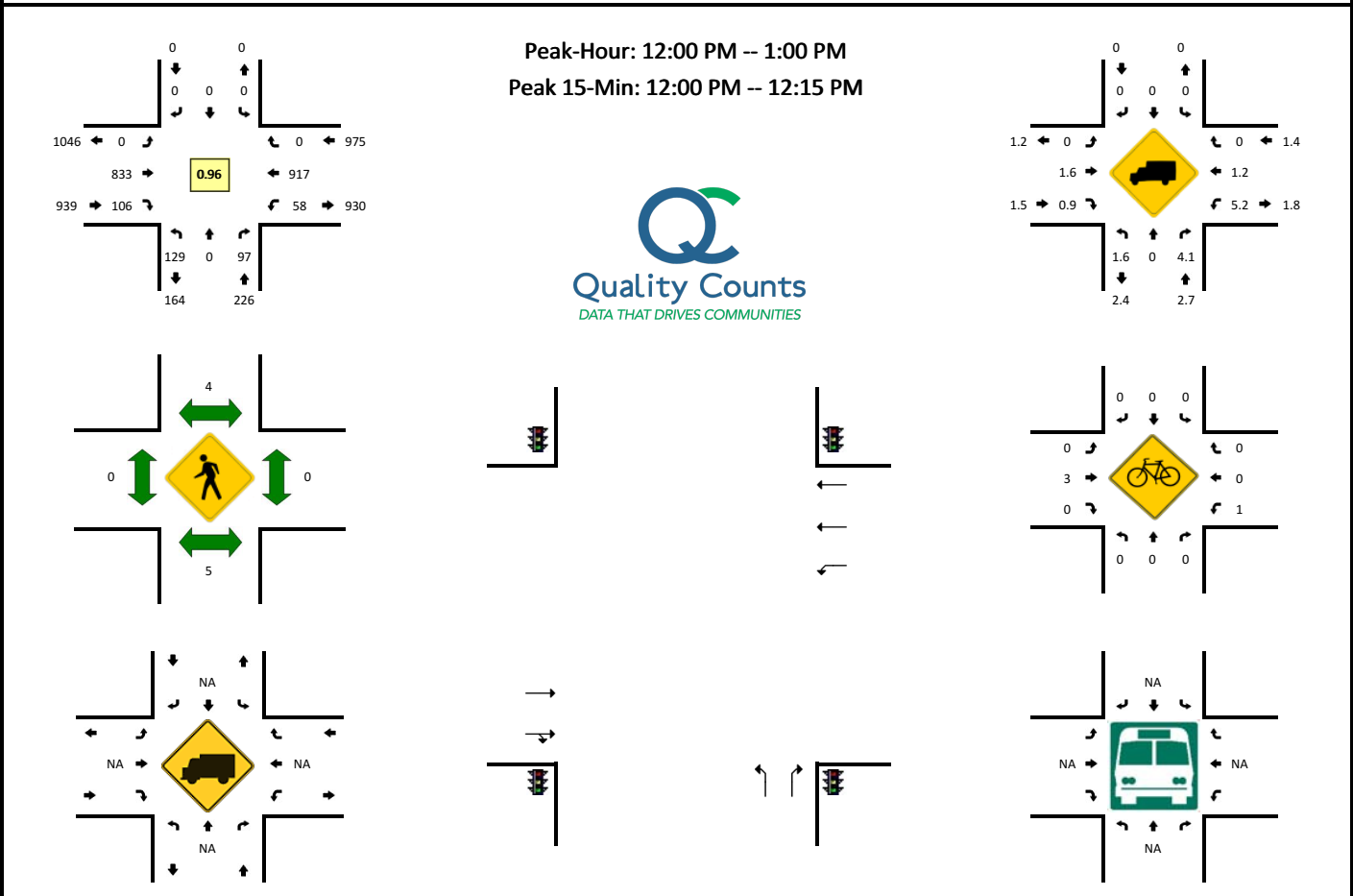


15-Min Count Period Beginning At	4. Conway Gardens Rd (Northbound)				4. Conway Gardens Rd (Southbound)				Curry Ford Rd (Eastbound)				Curry Ford Rd (Westbound)				Total	Hourly Totals
	Left	Thru	Right	U	Left	Thru	Right	U	Left	Thru	Right	U	Left	Thru	Right	U		
4:00 PM	24	0	30	0	0	0	0	0	0	311	33	0	14	188	0	0	600	
4:15 PM	39	0	19	0	0	0	0	0	0	308	39	0	21	209	0	0	635	
4:30 PM	33	0	30	0	0	0	0	0	0	335	52	0	21	211	0	0	682	
4:45 PM	29	0	33	0	0	0	0	0	0	327	59	0	18	223	0	0	689	2606
5:00 PM	36	0	36	0	0	0	0	0	0	316	49	0	20	200	0	0	657	2663
5:15 PM	28	0	36	0	0	0	0	0	0	374	43	0	28	214	0	0	723	2751
5:30 PM	49	0	37	0	0	0	0	0	0	354	60	0	26	215	0	0	741	2810
5:45 PM	35	0	21	0	0	0	0	0	0	309	46	0	20	185	0	0	616	2737
Peak 15-Min Flowrates	Northbound				Southbound				Eastbound				Westbound				Total	
	Left	Thru	Right	U	Left	Thru	Right	U	Left	Thru	Right	U	Left	Thru	Right	U		
All Vehicles	196	0	148	0	0	0	0	0	0	1416	240	0	104	860	0	0	2964	
Heavy Trucks	0	0	0	0	0	0	0	0	0	4	0	0	0	12	0	0	16	
Pedestrians		0				0				0				4			4	
Bicycles	0	0	0	0	0	0	0	0	0	0	0	0	0	0	0	0	0	
Railroad																		
Stopped Buses																		

Comments:

**LOCATION:** 4. Conway Gardens Rd -- Curry Ford Rd  
**CITY/STATE:** Orlando, FL

**QC JOB #:** 14815712  
**DATE:** Sat, Jan 12 2019

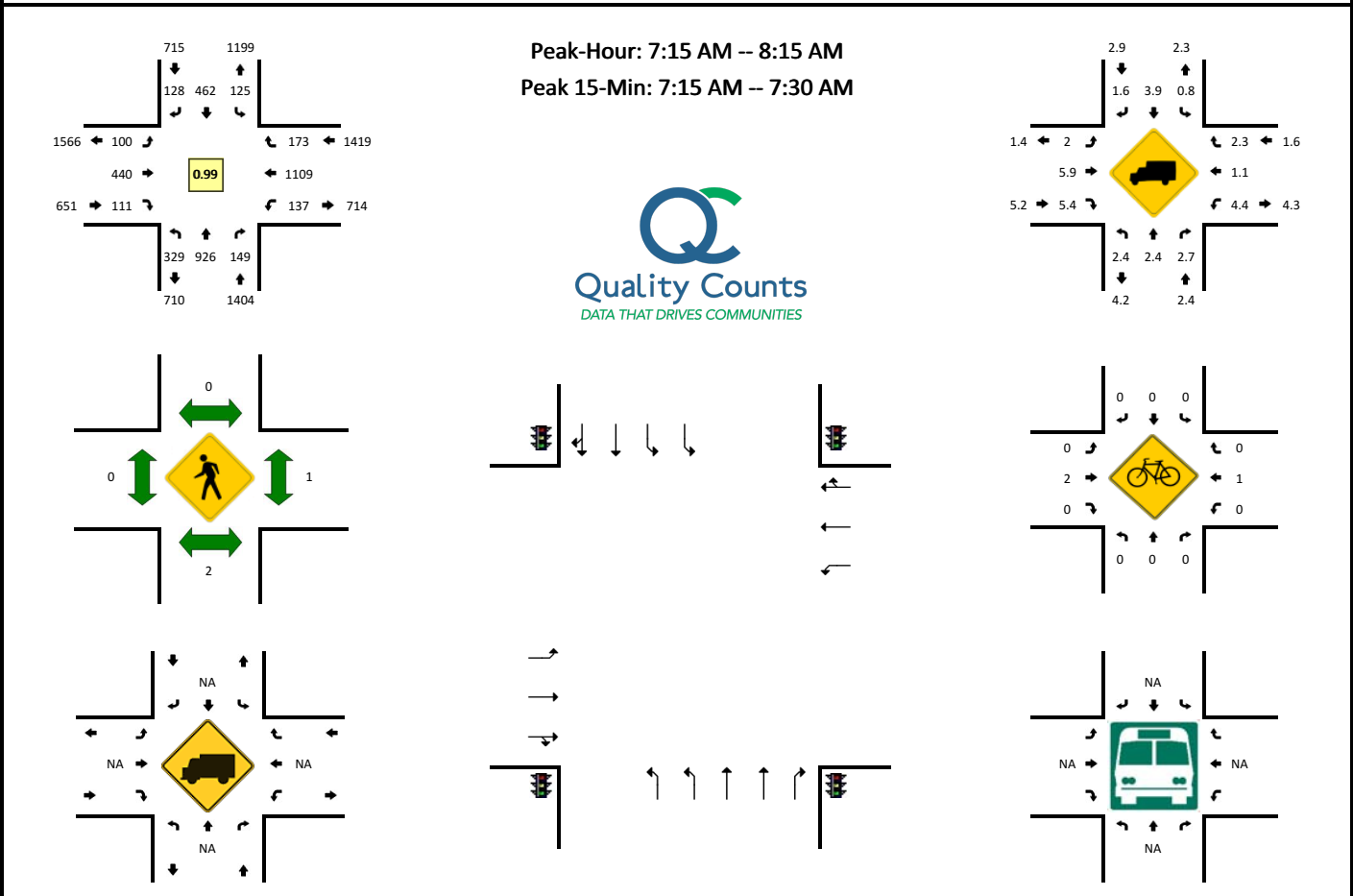


15-Min Count Period Beginning At	4. Conway Gardens Rd (Northbound)				4. Conway Gardens Rd (Southbound)				Curry Ford Rd (Eastbound)				Curry Ford Rd (Westbound)				Total	Hourly Totals
	Left	Thru	Right	U	Left	Thru	Right	U	Left	Thru	Right	U	Left	Thru	Right	U		
12:00 PM	36	0	33	0	0	0	0	0	0	216	24	0	15	235	0	0	559	
12:15 PM	35	0	16	0	0	0	0	0	0	216	27	0	17	212	0	0	523	
12:30 PM	27	0	14	0	0	0	0	0	0	204	22	0	12	252	0	0	531	
12:45 PM	31	0	34	0	0	0	0	0	0	197	33	0	14	218	0	0	527	2140
1:00 PM	24	0	17	0	0	0	0	0	0	189	33	1	11	202	0	0	477	2058
1:15 PM	23	0	17	0	0	0	0	0	0	214	28	0	25	194	0	0	501	2036
1:30 PM	21	0	26	0	0	0	0	0	0	229	27	0	18	248	0	0	569	2074
1:45 PM	34	0	20	0	0	0	0	0	0	236	19	0	19	219	0	0	547	2094
Peak 15-Min Flowrates	Northbound				Southbound				Eastbound				Westbound				Total	
	Left	Thru	Right	U	Left	Thru	Right	U	Left	Thru	Right	U	Left	Thru	Right	U		
All Vehicles	144	0	132	0	0	0	0	0	0	864	96	0	60	940	0	0	2236	
Heavy Trucks	8	0	12	0	0	0	0	0	0	20	0	0	4	4	0	0	48	
Pedestrians			4				0				0				0		4	
Bicycles	0	0	0		0	0	0		0	3	0		0	0	0		3	
Railroad																		
Stopped Buses																		

Comments:

**LOCATION:** 5. Conway Rd -- Curry Ford Rd  
**CITY/STATE:** Orlando, FL

**QC JOB #:** 14815713  
**DATE:** Thu, Jan 17 2019

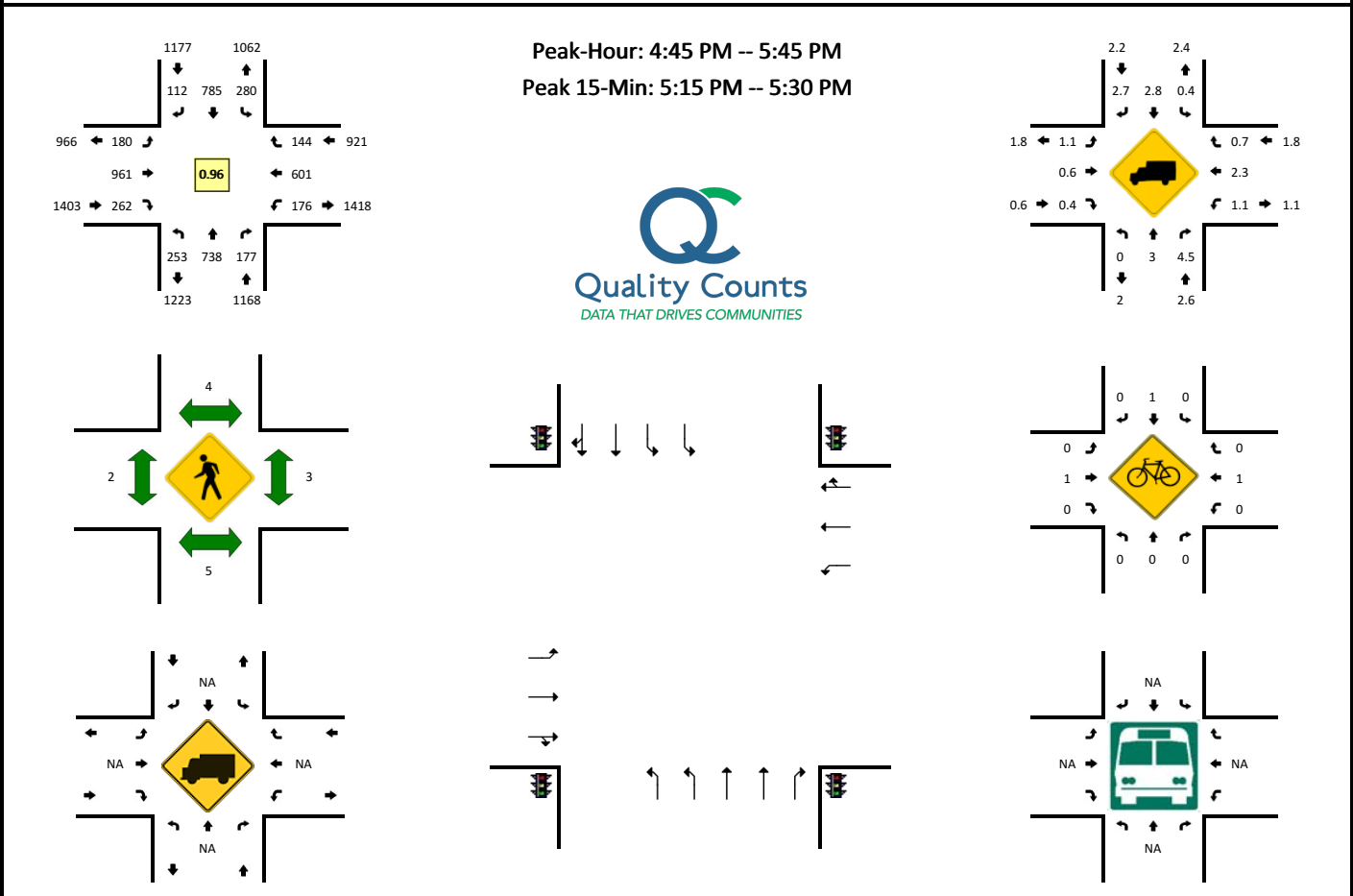


15-Min Count Period Beginning At	5. Conway Rd (Northbound)				5. Conway Rd (Southbound)				Curry Ford Rd (Eastbound)				Curry Ford Rd (Westbound)				Total	Hourly Totals
	Left	Thru	Right	U	Left	Thru	Right	U	Left	Thru	Right	U	Left	Thru	Right	U		
7:00 AM	81	168	40	0	25	117	33	0	21	94	27	0	27	247	52	0	932	
7:15 AM	72	231	42	0	25	110	27	0	31	125	26	0	30	292	52	0	1063	
7:30 AM	96	242	37	0	32	117	30	0	26	95	22	0	30	295	36	0	1058	
7:45 AM	86	221	45	1	29	127	35	0	24	92	33	0	34	255	48	0	1030	4083
8:00 AM	75	231	25	0	39	105	36	3	19	128	30	0	43	267	37	0	1038	4189
8:15 AM	84	200	46	2	38	115	32	0	18	98	28	0	45	244	38	0	988	4114
8:30 AM	88	214	43	2	37	106	37	0	18	124	42	1	38	220	40	0	1010	4066
8:45 AM	75	182	37	5	44	116	26	0	26	114	39	0	27	223	41	1	956	3992
Peak 15-Min Flowrates	Northbound				Southbound				Eastbound				Westbound				Total	
	Left	Thru	Right	U	Left	Thru	Right	U	Left	Thru	Right	U	Left	Thru	Right	U		
All Vehicles	288	924	168	0	100	440	108	0	124	500	104	0	120	1168	208	0	4252	
Heavy Trucks	0	16	0		0	8	4		0	16	4		4	4	4		60	
Pedestrians		0				0				0				0			0	
Bicycles	0	0	0		0	0	0		0	0	0		0	0	0		0	
Railroad																		
Stopped Buses																		

Comments:

**LOCATION:** 5. Conway Rd -- Curry Ford Rd  
**CITY/STATE:** Orlando, FL

**QC JOB #:** 14815714  
**DATE:** Thu, Jan 17 2019

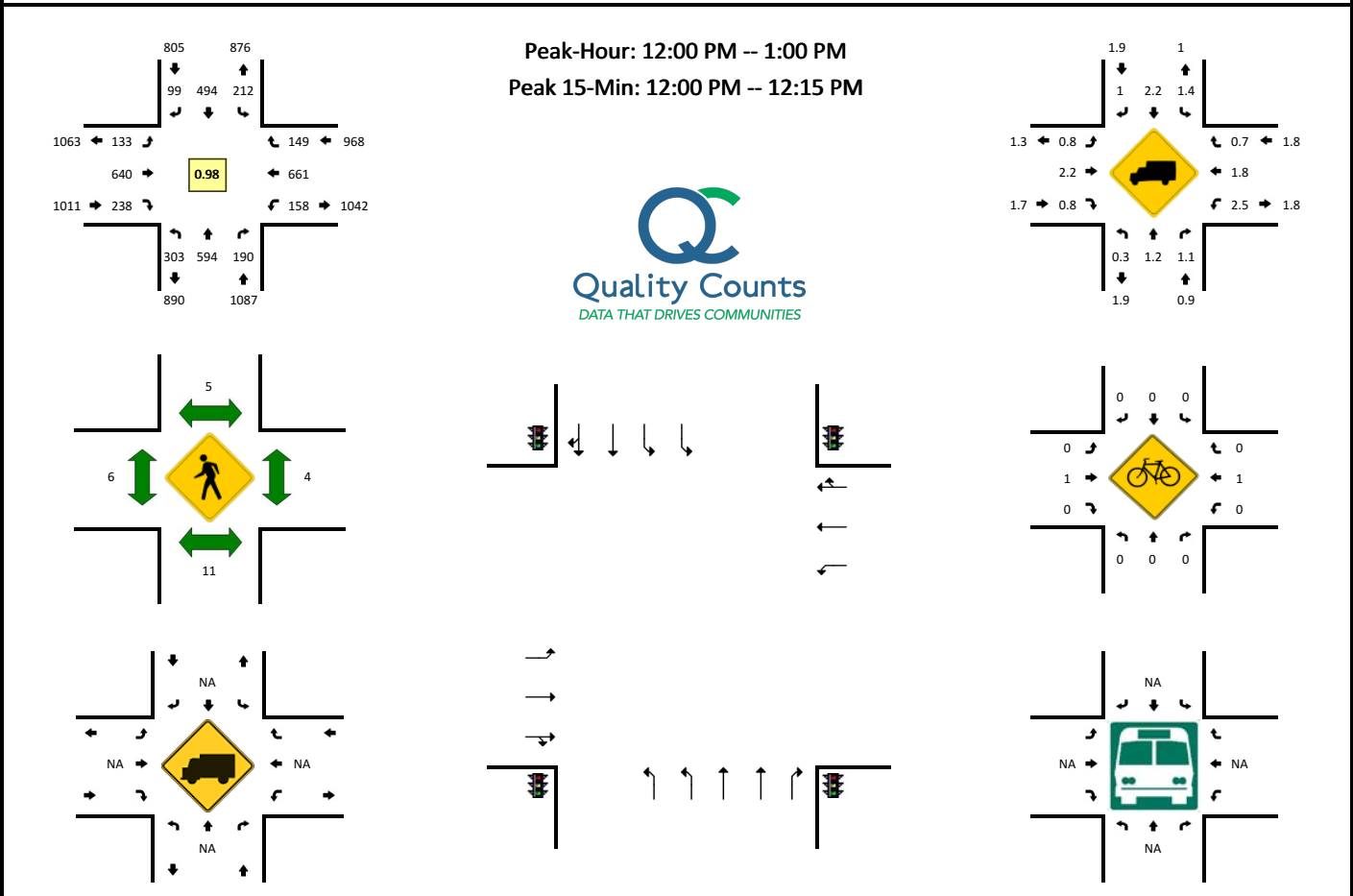


15-Min Count Period Beginning At	5. Conway Rd (Northbound)				5. Conway Rd (Southbound)				Curry Ford Rd (Eastbound)				Curry Ford Rd (Westbound)				Total	Hourly Totals
	Left	Thru	Right	U	Left	Thru	Right	U	Left	Thru	Right	U	Left	Thru	Right	U		
4:00 PM	69	155	58	4	80	214	18	0	33	202	62	0	38	140	31	0	1104	
4:15 PM	67	158	48	3	96	190	19	0	47	232	71	0	33	168	31	0	1163	
4:30 PM	58	179	47	5	61	186	26	0	46	222	67	0	41	163	41	0	1142	
4:45 PM	80	177	53	7	73	216	33	0	42	224	64	0	44	118	31	1	1163	4572
5:00 PM	54	151	44	3	64	162	24	0	40	240	71	0	44	183	37	1	1118	4586
5:15 PM	57	210	39	4	59	206	26	1	59	253	54	0	49	160	36	1	1214	4637
5:30 PM	62	181	41	5	84	199	29	1	39	244	73	0	39	137	40	0	1174	4669
5:45 PM	54	147	51	3	76	159	22	0	45	236	82	0	41	174	34	1	1125	4631
Peak 15-Min Flowrates	Northbound				Southbound				Eastbound				Westbound				Total	
	Left	Thru	Right	U	Left	Thru	Right	U	Left	Thru	Right	U	Left	Thru	Right	U		
All Vehicles	228	856	156	16	236	828	104	4	236	1012	216	0	196	644	144	4	4880	
Heavy Trucks	0	16	0		0	8	4		0	8	0		4	24	4		68	
Pedestrians		0				0				0				0			0	
Bicycles	0	0	0		0	1	0		0	0	0		0	0	0		1	
Railroad																		
Stopped Buses																		

Comments:

**LOCATION:** 5. Conway Rd -- Curry Ford Rd  
**CITY/STATE:** Orlando, FL

**QC JOB #:** 14815715  
**DATE:** Sat, Jan 12 2019



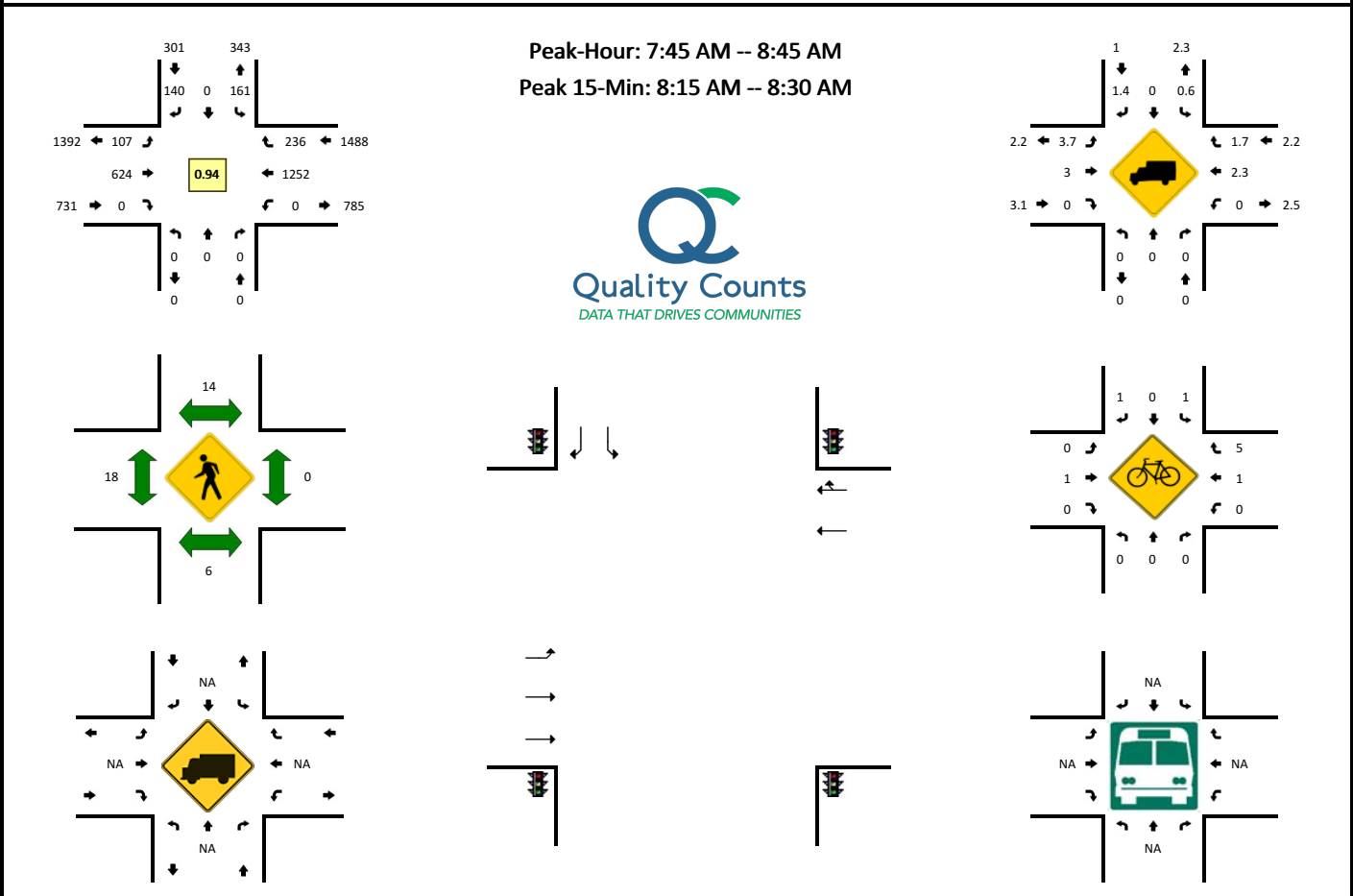
15-Min Count Period Beginning At	5. Conway Rd (Northbound)				5. Conway Rd (Southbound)				Curry Ford Rd (Eastbound)				Curry Ford Rd (Westbound)				Total	Hourly Totals
	Left	Thru	Right	U	Left	Thru	Right	U	Left	Thru	Right	U	Left	Thru	Right	U		
12:00 PM	75	132	67	5	49	116	29	0	27	177	62	2	34	176	40	1	992	
12:15 PM	91	134	62	8	53	103	23	1	29	149	68	2	41	139	44	2	949	
12:30 PM	72	177	34	4	51	140	31	0	46	134	53	1	46	153	31	1	974	
12:45 PM	65	128	27	6	59	134	16	0	31	174	55	1	37	187	34	2	956	3871
1:00 PM	77	135	45	10	48	140	24	0	32	137	56	0	38	135	39	0	916	3795
1:15 PM	72	136	48	3	53	124	28	1	43	188	43	1	30	148	20	2	940	3786
1:30 PM	85	157	39	5	60	149	31	0	24	163	55	0	46	156	32	2	1004	3816
1:45 PM	68	168	46	6	49	128	30	0	41	183	58	1	41	148	30	2	999	3859
Peak 15-Min Flowrates	Northbound				Southbound				Eastbound				Westbound				Total	
	Left	Thru	Right	U	Left	Thru	Right	U	Left	Thru	Right	U	Left	Thru	Right	U		
All Vehicles	300	548	268	20	196	464	116	0	108	716	248	8	136	708	160	4	4000	
Heavy Trucks	0	4	8		4	4	0		0	24	4		0	8	0		56	
Pedestrians		8				0				0				0			8	
Bicycles	0	0	0		0	0	0		0	0	0		0	0	0		0	
Railroad																		
Stopped Buses																		

Comments:



**LOCATION:** 6. Gaston Foster Rd -- Curry Ford Rd  
**CITY/STATE:** Orlando, FL

**QC JOB #:** 14815716  
**DATE:** Thu, Jan 17 2019

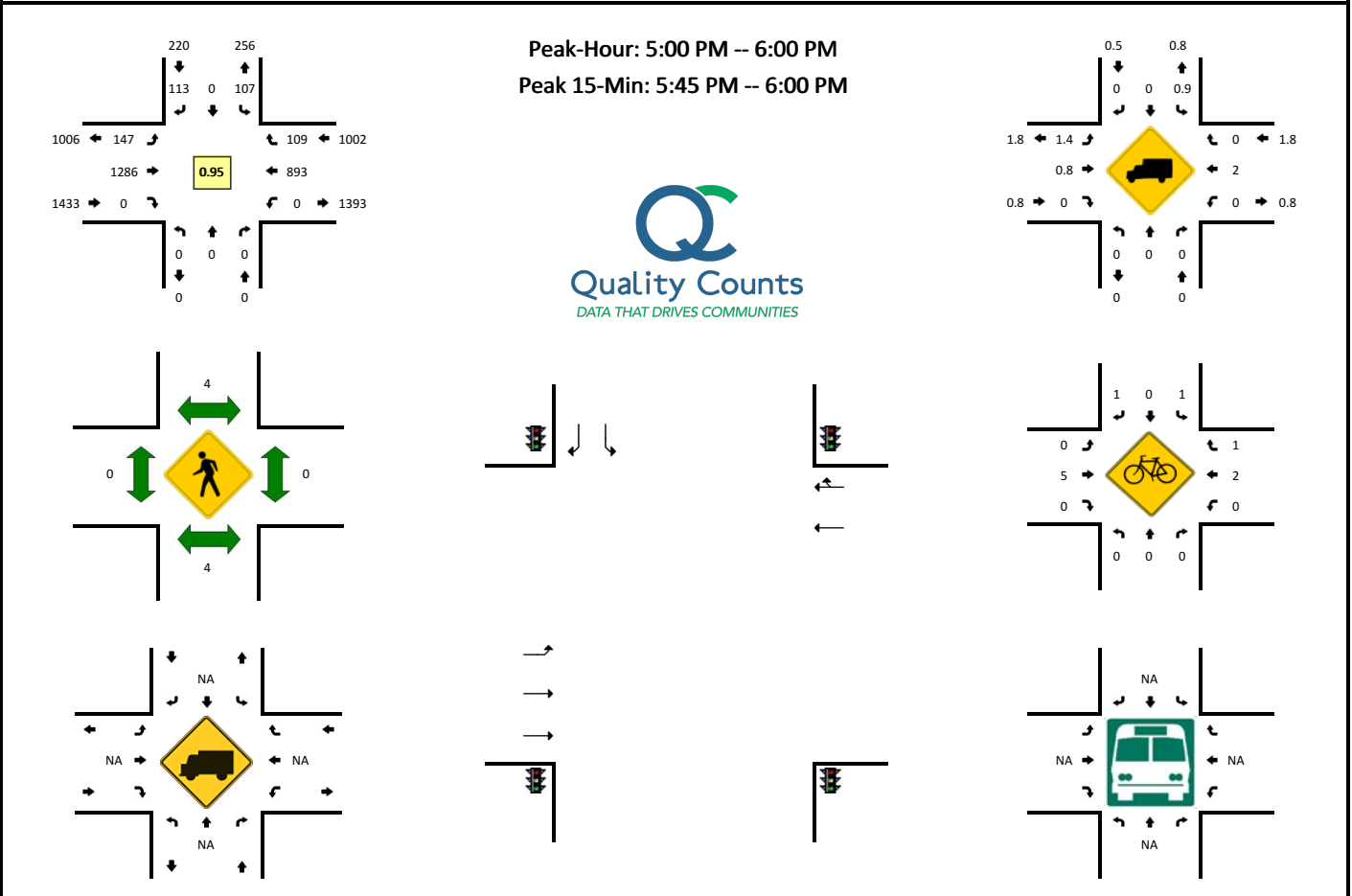


15-Min Count Period Beginning At	6. Gaston Foster Rd (Northbound)				6. Gaston Foster Rd (Southbound)				Curry Ford Rd (Eastbound)				Curry Ford Rd (Westbound)				Total	Hourly Totals
	Left	Thru	Right	U	Left	Thru	Right	U	Left	Thru	Right	U	Left	Thru	Right	U		
7:00 AM	0	0	0	0	7	0	22	0	13	120	0	0	0	314	19	0	495	
7:15 AM	0	0	0	0	6	0	36	0	22	175	0	0	0	356	19	0	614	
7:30 AM	0	0	0	0	6	0	26	0	14	153	0	0	0	359	31	0	589	
7:45 AM	0	0	0	0	16	0	38	0	26	145	0	0	0	315	42	0	582	2280
8:00 AM	0	0	0	0	34	0	29	0	24	154	0	0	0	314	62	0	617	2402
8:15 AM	0	0	0	0	60	0	41	0	26	154	0	0	0	320	67	1	669	2457
8:30 AM	0	0	0	0	51	0	32	0	31	171	0	0	0	301	65	1	652	2520
8:45 AM	0	0	0	0	23	0	29	0	8	179	0	0	0	264	27	0	530	2468
Peak 15-Min Flowrates	Northbound				Southbound				Eastbound				Westbound				Total	
	Left	Thru	Right	U	Left	Thru	Right	U	Left	Thru	Right	U	Left	Thru	Right	U		
All Vehicles	0	0	0	0	240	0	164	0	104	616	0	0	0	1284	268	4	2680	
Heavy Trucks	0	0	0	0	0	0	4	0	0	8	0	0	0	28	0	0	40	
Pedestrians		8				4				16				0			28	
Bicycles	0	0	0		0	0	0		0	0	0		0	0	2		2	
Railroad																		
Stopped Buses																		

Comments:

**LOCATION:** 6. Gaston Foster Rd -- Curry Ford Rd  
**CITY/STATE:** Orlando, FL

**QC JOB #:** 14815717  
**DATE:** Thu, Jan 17 2019

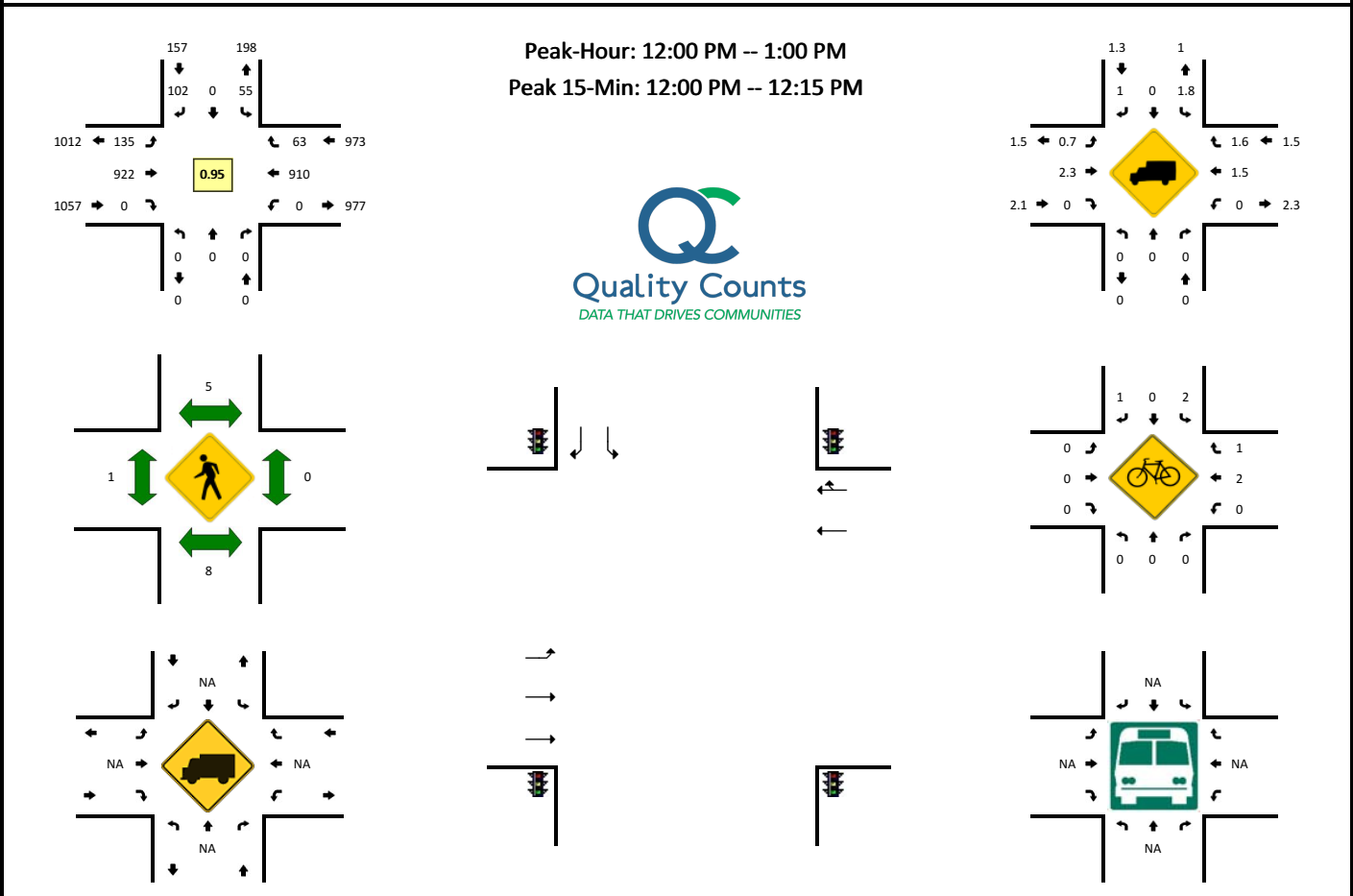


15-Min Count Period Beginning At	6. Gaston Foster Rd (Northbound)				6. Gaston Foster Rd (Southbound)				Curry Ford Rd (Eastbound)				Curry Ford Rd (Westbound)				Total	Hourly Totals
	Left	Thru	Right	U	Left	Thru	Right	U	Left	Thru	Right	U	Left	Thru	Right	U		
4:00 PM	0	0	0	0	22	0	24	0	30	315	0	1	0	245	22	0	659	
4:15 PM	0	0	0	0	19	0	28	0	35	327	0	1	0	218	31	0	659	
4:30 PM	0	0	0	0	29	0	27	0	30	289	0	1	0	212	28	0	616	
4:45 PM	0	0	0	0	18	0	20	0	45	320	0	0	0	223	37	0	663	2597
5:00 PM	0	0	0	0	23	0	25	0	41	312	0	0	0	223	27	0	651	2589
5:15 PM	0	0	0	0	28	0	21	0	36	323	0	0	0	215	23	0	646	2576
5:30 PM	0	0	0	0	29	0	24	0	29	326	0	0	0	224	30	0	662	2622
5:45 PM	0	0	0	0	27	0	43	0	41	325	0	0	0	231	29	0	696	2655
Peak 15-Min Flowrates	Northbound				Southbound				Eastbound				Westbound				Total	
	Left	Thru	Right	U	Left	Thru	Right	U	Left	Thru	Right	U	Left	Thru	Right	U		
All Vehicles	0	0	0	0	108	0	172	0	164	1300	0	0	0	924	116	0	2784	
Heavy Trucks	0	0	0	0	0	0	0	0	0	8	0	0	0	12	0	0	20	
Pedestrians		12				12				0				0			24	
Bicycles	0	0	0		0	0	1		0	2	0		0	0	1		4	
Railroad																		
Stopped Buses																		

Comments:

**LOCATION:** 6. Gaston Foster Rd -- Curry Ford Rd  
**CITY/STATE:** Orlando, FL

**QC JOB #:** 14815718  
**DATE:** Sat, Jan 12 2019

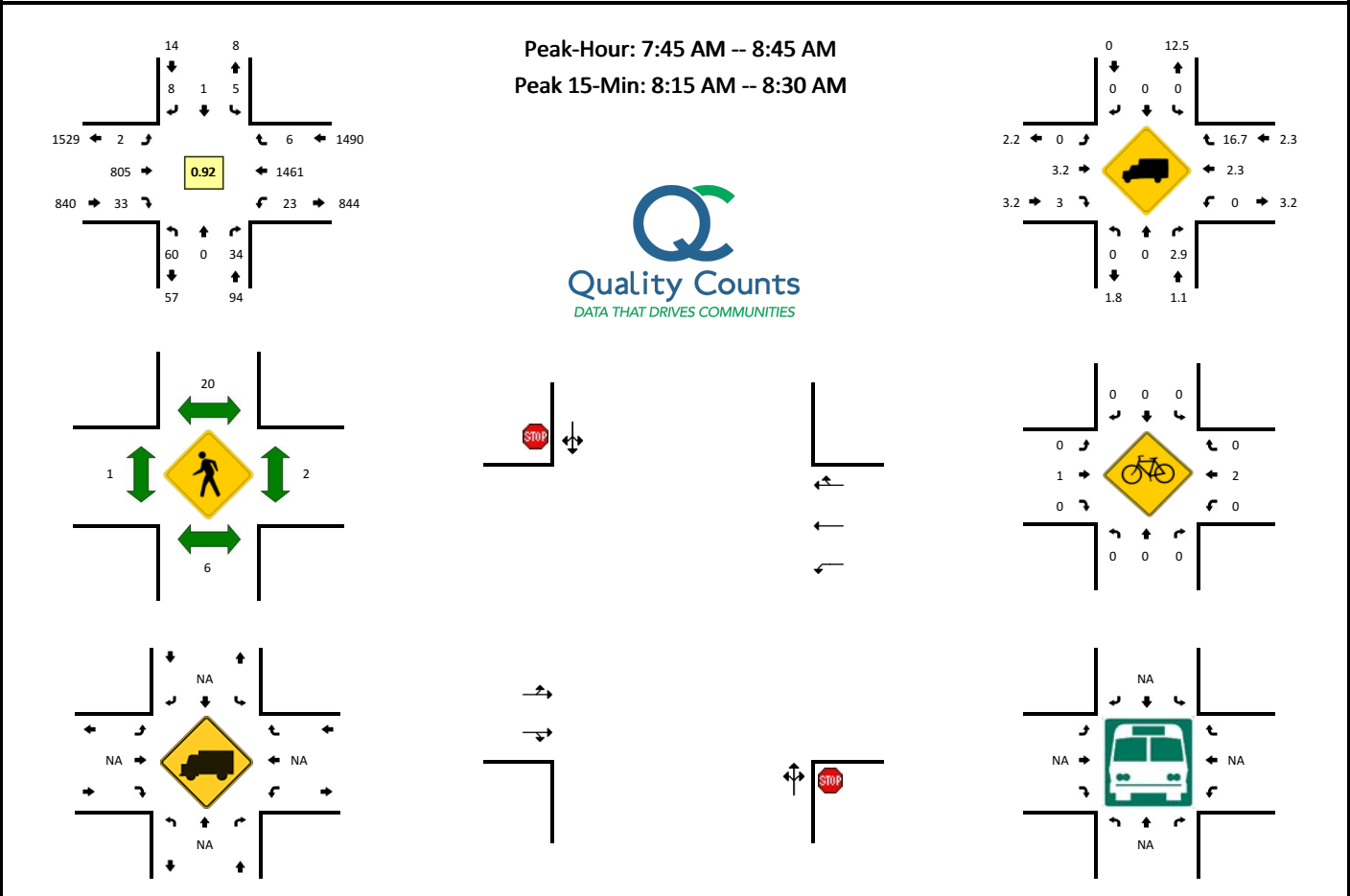


15-Min Count Period Beginning At	6. Gaston Foster Rd (Northbound)				6. Gaston Foster Rd (Southbound)				Curry Ford Rd (Eastbound)				Curry Ford Rd (Westbound)				Total	Hourly Totals
	Left	Thru	Right	U	Left	Thru	Right	U	Left	Thru	Right	U	Left	Thru	Right	U		
12:00 PM	0	0	0	0	12	0	22	0	33	252	0	2	0	232	22	0	575	
12:15 PM	0	0	0	0	13	0	33	0	39	223	0	0	0	207	20	0	535	
12:30 PM	0	0	0	0	12	0	23	0	38	216	0	0	0	252	11	0	552	
12:45 PM	0	0	0	0	18	0	24	0	25	229	0	0	0	219	10	0	525	2187
1:00 PM	0	0	0	0	16	0	29	1	24	239	0	0	0	221	13	0	543	2155
1:15 PM	0	0	0	0	18	0	23	0	27	239	0	0	0	204	13	0	524	2144
1:30 PM	0	0	0	0	15	0	13	0	21	241	0	0	0	224	14	0	528	2120
1:45 PM	0	0	0	0	14	0	17	0	28	257	0	1	0	228	12	0	557	2152
Peak 15-Min Flowrates	Northbound				Southbound				Eastbound				Westbound				Total	
	Left	Thru	Right	U	Left	Thru	Right	U	Left	Thru	Right	U	Left	Thru	Right	U		
All Vehicles	0	0	0	0	48	0	88	0	132	1016	0	8	0	928	88	0	2308	
Heavy Trucks	0	0	0	0	0	0	0	0	0	44	0	0	0	4	4	0	52	
Pedestrians		8				4				4				0			16	
Bicycles	0	0	0		0	0	0		0	0	0		0	0	1		1	
Railroad																		
Stopped Buses																		

Comments:

**LOCATION:** 7. Fredrica Dr -- Curry Ford Rd  
**CITY/STATE:** Orlando, FL

**QC JOB #:** 14815719  
**DATE:** Thu, Jan 17 2019

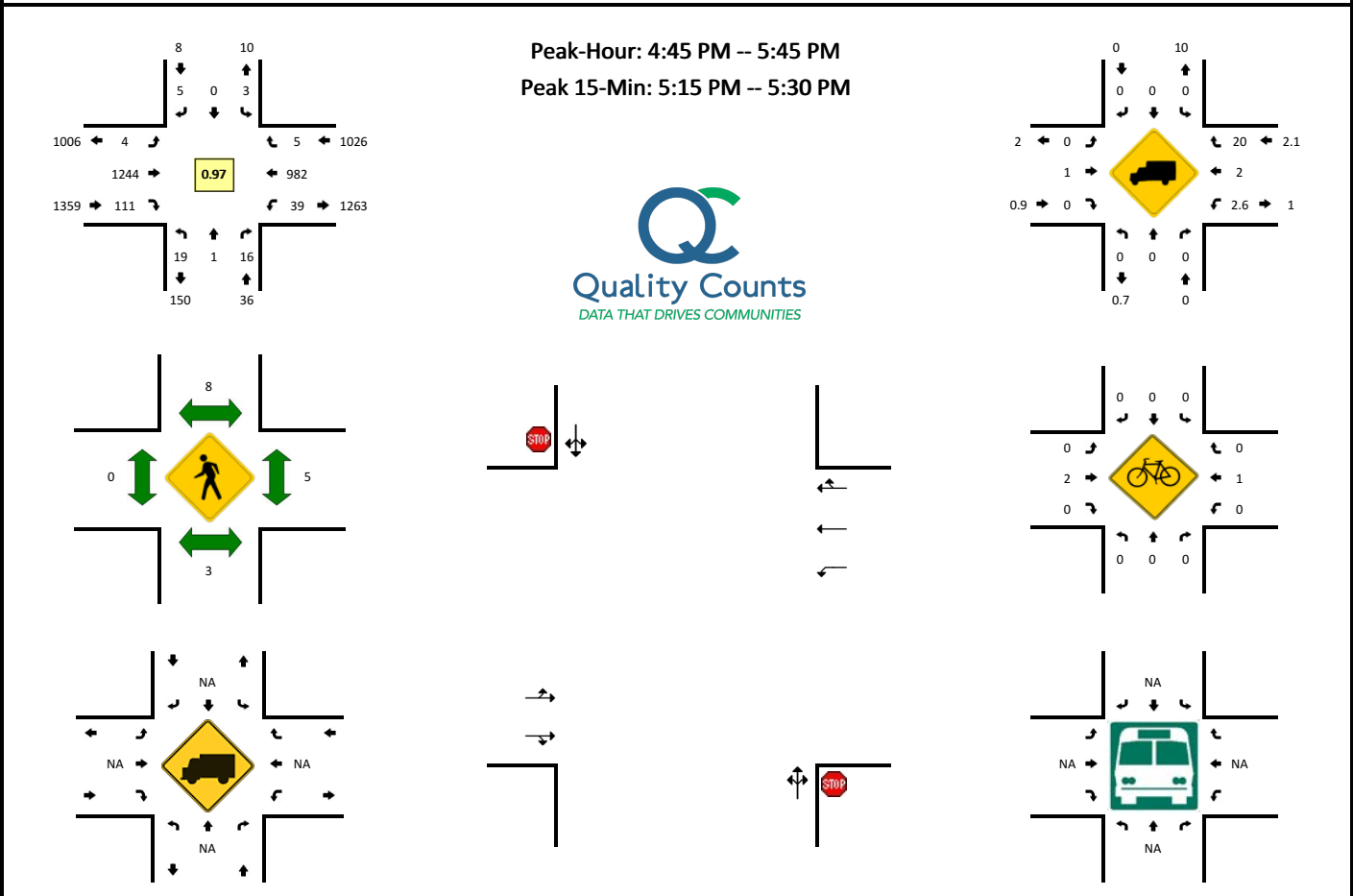


15-Min Count Period Beginning At	7. Fredrica Dr (Northbound)				7. Fredrica Dr (Southbound)				Curry Ford Rd (Eastbound)				Curry Ford Rd (Westbound)				Total	Hourly Totals	
	Left	Thru	Right	U	Left	Thru	Right	U	Left	Thru	Right	U	Left	Thru	Right	U			
7:00 AM	19	0	5	0	1	1	4	0	1	136	4	0	0	327	1	0	499		
7:15 AM	11	0	9	0	1	0	1	0	1	178	4	0	4	347	0	0	556		
7:30 AM	13	0	8	0	0	0	3	0	2	160	4	1	3	386	0	0	580		
7:45 AM	20	0	5	0	3	0	1	0	0	164	5	0	6	361	0	0	565	2200	
8:00 AM	10	0	11	0	1	0	2	0	0	202	6	0	4	371	2	0	609	2310	
8:15 AM	18	0	5	0	1	1	1	0	0	212	11	4	9	401	1	0	664	2418	
8:30 AM	12	0	13	0	0	0	4	0	2	223	11	0	4	328	3	0	600	2438	
8:45 AM	6	0	7	0	1	0	0	0	0	195	11	0	4	299	3	0	526	2399	
Peak 15-Min Flowrates	Northbound				Southbound				Eastbound				Westbound				Total		
	Left	Thru	Right	U	Left	Thru	Right	U	Left	Thru	Right	U	Left	Thru	Right	U			
All Vehicles	72	0	20	0	4	4	4	0	0	864	44	16	36	1604	4	0	2672		
Heavy Trucks	0	0	0		0	0	0		0	20	0		0	36	0		56		
Pedestrians			0				12				0				0		12		
Bicycles	0	0	0		0	0	0		0	0	0		0	0	0		0		
Railroad																			
Stopped Buses																			

Comments:

**LOCATION:** 7. Fredrica Dr -- Curry Ford Rd  
**CITY/STATE:** Orlando, FL

**QC JOB #:** 14815720  
**DATE:** Thu, Jan 17 2019

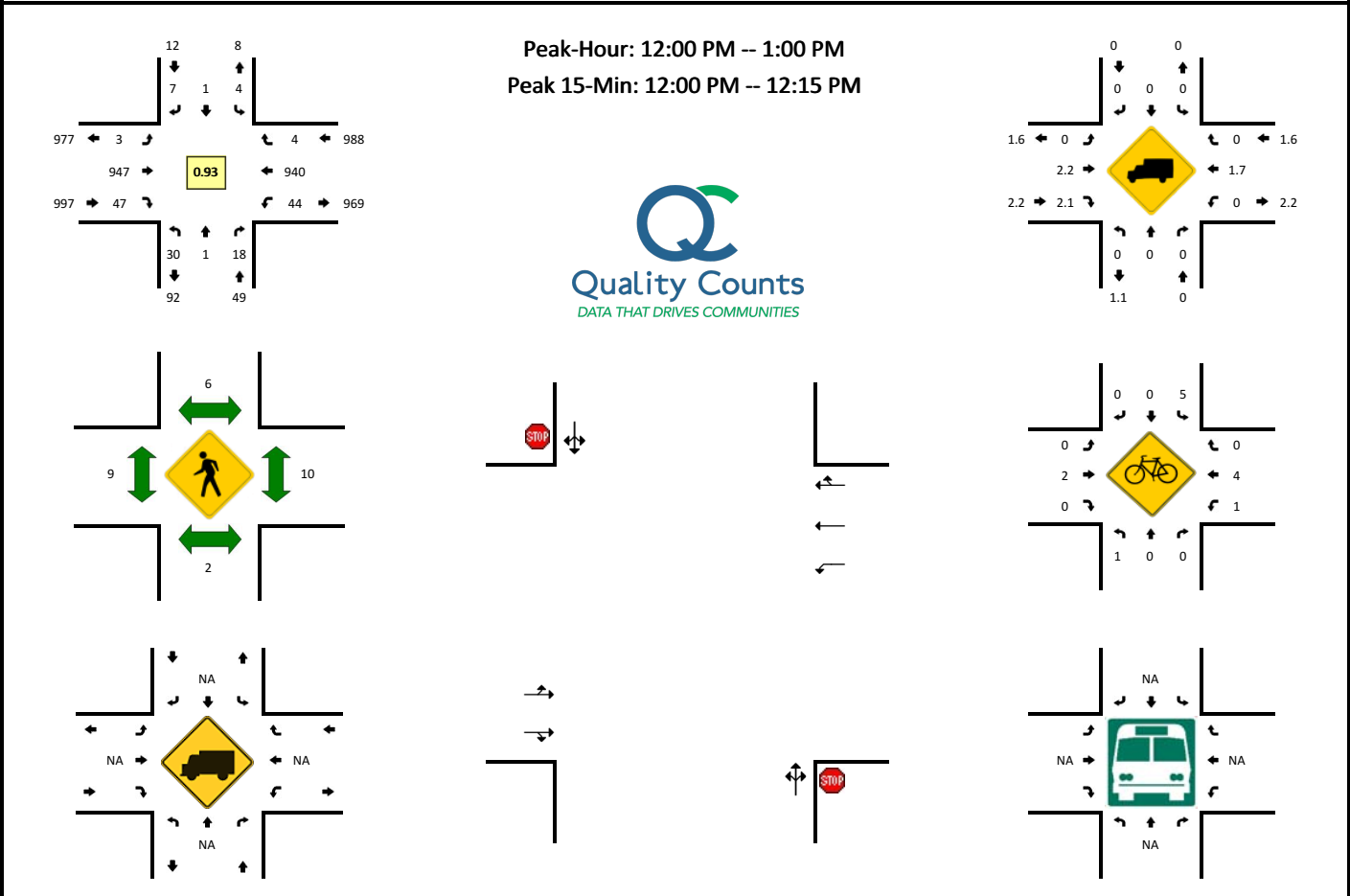


15-Min Count Period Beginning At	7. Fredrica Dr (Northbound)				7. Fredrica Dr (Southbound)				Curry Ford Rd (Eastbound)				Curry Ford Rd (Westbound)				Total	Hourly Totals
	Left	Thru	Right	U	Left	Thru	Right	U	Left	Thru	Right	U	Left	Thru	Right	U		
4:00 PM	5	0	5	0	0	0	3	0	1	310	26	0	14	244	2	0	610	
4:15 PM	7	0	7	0	2	1	2	0	1	328	19	0	9	244	0	0	620	
4:30 PM	3	0	2	0	0	0	1	0	2	311	32	0	15	228	2	0	596	
4:45 PM	5	0	4	0	0	0	1	0	0	303	23	0	13	240	3	1	593	2419
5:00 PM	6	1	6	0	1	0	1	0	0	296	20	0	13	253	0	0	597	2406
5:15 PM	4	0	2	0	1	0	2	0	2	346	37	1	4	229	1	0	629	2415
5:30 PM	4	0	4	0	1	0	1	0	2	298	31	0	9	258	1	1	610	2429
5:45 PM	9	1	5	0	0	0	0	0	5	276	33	2	9	248	0	0	588	2424
Peak 15-Min Flowrates	Northbound				Southbound				Eastbound				Westbound				Total	
	Left	Thru	Right	U	Left	Thru	Right	U	Left	Thru	Right	U	Left	Thru	Right	U		
All Vehicles	16	0	8	0	4	0	8	0	8	1388	148	4	16	916	4	0	2520	
Heavy Trucks	0	0	0		0	0	0		0	8	0		0	24	0		32	
Pedestrians		0				0				0				8			8	
Bicycles	0	0	0		0	0	0		0	1	0		0	0	0		1	
Railroad																		
Stopped Buses																		

Comments:

**LOCATION:** 7. Fredrica Dr -- Curry Ford Rd  
**CITY/STATE:** Orlando, FL

**QC JOB #:** 14815721  
**DATE:** Sat, Jan 12 2019

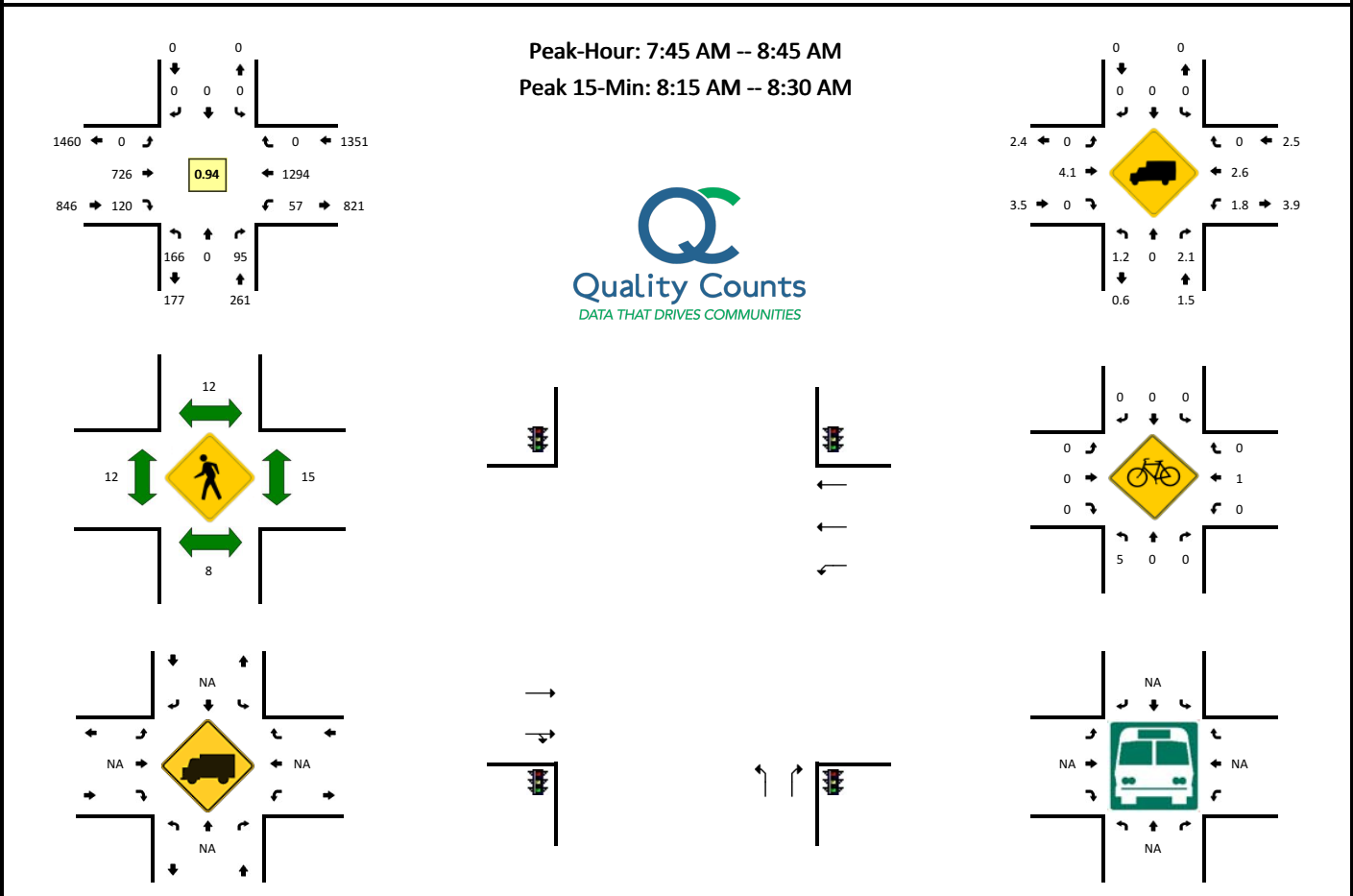


15-Min Count Period Beginning At	7. Fredrica Dr (Northbound)				7. Fredrica Dr (Southbound)				Curry Ford Rd (Eastbound)				Curry Ford Rd (Westbound)				Total	Hourly Totals
	Left	Thru	Right	U	Left	Thru	Right	U	Left	Thru	Right	U	Left	Thru	Right	U		
12:00 PM	5	1	4	0	1	0	3	0	1	266	14	0	12	240	1	0	548	
12:15 PM	9	0	5	0	1	1	1	0	1	214	7	0	12	231	1	1	484	
12:30 PM	8	0	5	0	1	0	1	0	1	222	14	0	12	240	1	0	505	
12:45 PM	8	0	4	0	1	0	2	0	0	245	12	0	8	228	1	0	509	2046
1:00 PM	10	0	4	0	2	1	2	0	0	222	15	0	13	199	0	0	468	1966
1:15 PM	7	1	8	0	0	0	1	0	4	249	14	1	8	221	0	0	514	1996
1:30 PM	3	0	4	0	0	0	3	0	2	239	14	0	10	228	1	0	504	1995
1:45 PM	3	0	11	0	1	0	1	0	0	260	17	0	10	229	3	0	535	2021
Peak 15-Min Flowrates	Northbound				Southbound				Eastbound				Westbound				Total	
	Left	Thru	Right	U	Left	Thru	Right	U	Left	Thru	Right	U	Left	Thru	Right	U		
All Vehicles	20	4	16	0	4	0	12	0	4	1064	56	0	48	960	4	0	2192	
Heavy Trucks	0	0	0		0	0	0		0	36	0		0	12	0		48	
Pedestrians		8				8				0				4			20	
Bicycles	0	0	0		1	0	0		0	0	0		0	0	0		1	
Railroad																		
Stopped Buses																		

Comments:

**LOCATION:** 8. Dixie Belle Dr -- Curry Ford Rd  
**CITY/STATE:** Orlando, FL

**QC JOB #:** 14815722  
**DATE:** Thu, Jan 17 2019

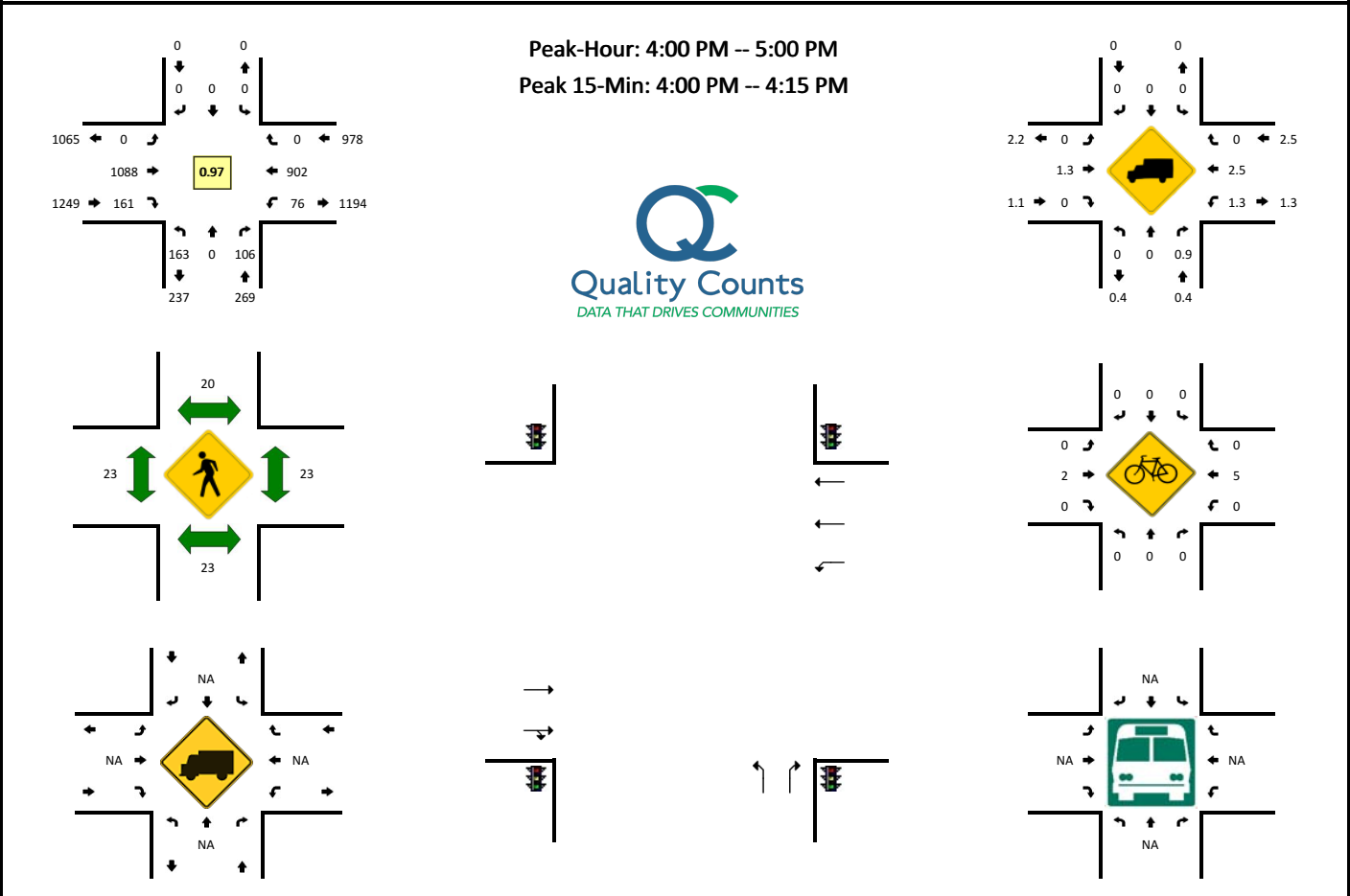


15-Min Count Period Beginning At	8. Dixie Belle Dr (Northbound)				8. Dixie Belle Dr (Southbound)				Curry Ford Rd (Eastbound)				Curry Ford Rd (Westbound)				Total	Hourly Totals
	Left	Thru	Right	U	Left	Thru	Right	U	Left	Thru	Right	U	Left	Thru	Right	U		
7:00 AM	17	0	12	0	0	0	0	0	0	127	5	0	8	285	0	0	454	
7:15 AM	38	0	24	0	0	0	0	0	0	177	17	0	10	313	0	0	579	
7:30 AM	38	0	18	0	0	0	0	0	0	168	17	0	11	340	0	0	592	
7:45 AM	28	0	18	0	0	0	0	0	0	161	20	0	20	333	0	0	580	2205
8:00 AM	46	0	24	0	0	0	0	0	0	180	27	0	11	331	0	0	619	2370
8:15 AM	53	0	22	0	0	0	0	0	0	179	40	0	13	345	0	0	652	2443
8:30 AM	39	0	31	0	0	0	0	0	0	206	33	0	13	285	0	0	607	2458
8:45 AM	21	0	21	0	0	0	0	0	0	160	27	0	13	264	0	0	506	2384
Peak 15-Min Flowrates	Northbound				Southbound				Eastbound				Westbound				Total	
	Left	Thru	Right	U	Left	Thru	Right	U	Left	Thru	Right	U	Left	Thru	Right	U		
All Vehicles	212	0	88	0	0	0	0	0	0	716	160	0	52	1380	0	0	2608	
Heavy Trucks	0	0	0		0	0	0		0	24	0		4	36	0		64	
Pedestrians			0				32			8				8			48	
Bicycles	2	0	0		0	0	0		0	0	0		0	0	0		2	
Railroad																		
Stopped Buses																		

Comments:

**LOCATION:** 8. Dixie Belle Dr -- Curry Ford Rd  
**CITY/STATE:** Orlando, FL

**QC JOB #:** 14815723  
**DATE:** Thu, Jan 17 2019



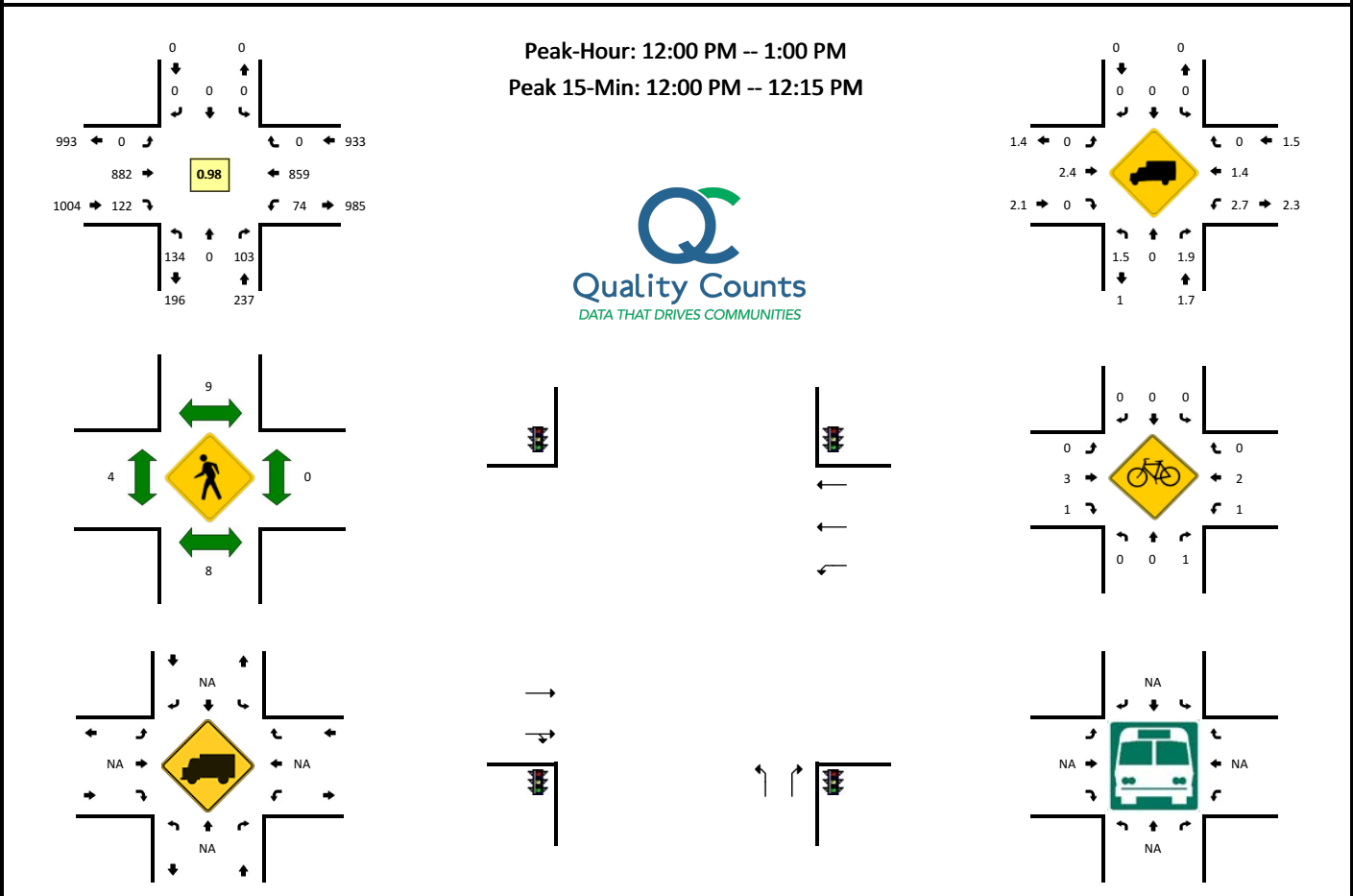
15-Min Count Period Beginning At	8. Dixie Belle Dr (Northbound)				8. Dixie Belle Dr (Southbound)				Curry Ford Rd (Eastbound)				Curry Ford Rd (Westbound)				Total	Hourly Totals
	Left	Thru	Right	U	Left	Thru	Right	U	Left	Thru	Right	U	Left	Thru	Right	U		
4:00 PM	38	0	19	0	0	0	0	0	0	277	36	0	20	253	0	0	643	
4:15 PM	41	0	30	0	0	0	0	0	0	285	42	0	19	216	0	0	633	
4:30 PM	47	0	31	0	0	0	0	0	0	253	41	0	14	215	0	0	601	
4:45 PM	37	0	26	0	0	0	0	0	0	273	42	0	23	218	0	0	619	2496
5:00 PM	50	0	36	0	0	0	0	0	0	255	36	0	23	223	0	1	624	2477
5:15 PM	33	0	34	0	0	0	0	0	0	286	36	0	24	199	0	0	612	2456
5:30 PM	42	0	31	0	0	0	0	0	0	250	32	0	25	223	0	0	603	2458
5:45 PM	39	0	33	0	0	0	0	0	0	240	44	0	26	219	0	0	601	2440
Peak 15-Min Flowrates	Northbound				Southbound				Eastbound				Westbound				Total	
	Left	Thru	Right	U	Left	Thru	Right	U	Left	Thru	Right	U	Left	Thru	Right	U		
All Vehicles	152	0	76	0	0	0	0	0	0	1108	144	0	80	1012	0	0	2572	
Heavy Trucks	0	0	0	0	0	0	0	0	0	8	0	0	0	48	0	0	56	
Pedestrians		28				24				12				12			76	
Bicycles	0	0	0		0	0	0		0	0	0		0	3	0		3	
Railroad																		
Stopped Buses																		

Comments:



**LOCATION:** 8. Dixie Belle Dr -- Curry Ford Rd  
**CITY/STATE:** Orlando, FL

**QC JOB #:** 14815724  
**DATE:** Sat, Jan 12 2019



15-Min Count Period Beginning At	8. Dixie Belle Dr (Northbound)				8. Dixie Belle Dr (Southbound)				Curry Ford Rd (Eastbound)				Curry Ford Rd (Westbound)				Total	Hourly Totals
	Left	Thru	Right	U	Left	Thru	Right	U	Left	Thru	Right	U	Left	Thru	Right	U		
12:00 PM	27	0	14	0	0	0	0	0	0	250	30	0	13	223	0	0	557	
12:15 PM	43	0	30	0	0	0	0	0	0	206	24	0	22	202	0	0	527	
12:30 PM	31	0	24	0	0	0	0	0	0	201	37	0	18	225	0	0	536	
12:45 PM	33	0	35	0	0	0	0	0	0	225	31	0	21	209	0	0	554	2174
1:00 PM	24	0	24	0	0	0	0	0	0	190	26	0	15	190	0	0	469	2086
1:15 PM	21	0	21	0	0	0	0	0	0	252	26	0	19	213	0	0	552	2111
1:30 PM	36	0	20	0	0	0	0	0	0	207	26	0	19	211	0	0	519	2094
1:45 PM	22	0	25	0	0	0	0	0	0	242	22	0	19	206	0	0	536	2076
Peak 15-Min Flowrates	Northbound				Southbound				Eastbound				Westbound				Total	
	Left	Thru	Right	U	Left	Thru	Right	U	Left	Thru	Right	U	Left	Thru	Right	U		
All Vehicles	108	0	56	0	0	0	0	0	0	1000	120	0	52	892	0	0	2228	
Heavy Trucks	0	0	0	0	0	0	0	0	0	36	0	0	0	8	0	0	44	
Pedestrians		16				20				8				0			44	
Bicycles	0	0	0	0	0	0	0	0	0	0	0	0	0	0	0	0	0	
Railroad																		
Stopped Buses																		

Comments: